

Cosmological Constraints on DGP Braneworld Gravity with Brane Tension

Lucas Lombriser,¹ Wayne Hu,² Wenjuan Fang,^{3,4} and Uroš Seljak^{1,5,6}

¹*Institute for Theoretical Physics, University of Zürich,
Winterthurerstrasse 190, CH-8057 Zürich, Switzerland*

²*Kavli Institute for Cosmological Physics, Department of Astronomy and Astrophysics,
Enrico Fermi Institute, University of Chicago, Chicago, IL 60637*

³*Department of Physics, Columbia University, New York, NY 10027*

⁴*Brookhaven National Laboratory, Upton, NY 11973*

⁵*Physics and Astronomy Department, University of California,
and Lawrence Berkeley National Laboratory, Berkeley, California 94720*

⁶*Ewha University, Seoul 120-750, S. Korea*

(Dated: May 7, 2009)

We perform a Markov Chain Monte Carlo analysis of the self-accelerating and normal branch of Dvali-Gabadadze-Porrati braneworld gravity. By adopting a parameterized post-Friedmann description of gravity, we utilize all of the cosmic microwave background data, including the largest scales, and its correlation with galaxies in addition to the geometrical constraints from supernovae distances and the Hubble constant. We find that on both branches brane tension or a cosmological constant is required at high significance with no evidence for the unique Dvali-Gabadadze-Porrati modifications. The cross-over scale must therefore be substantially greater than the Hubble scale $H_0 r_c > 3$ and 3.5 at the 95% CL with and without uncertainties from spatial curvature. With spatial curvature, the limit from the normal branch is substantially assisted by the galaxy cross-correlation which highlights its importance in constraining infrared modifications to gravity.

I. INTRODUCTION

Cosmological tests of the acceleration of the expansion offer unique opportunities to test gravity on large scales and low curvature. Dvali, Gabadadze, and Porrati (DGP) [1] proposed that such infrared modifications to gravity might arise in a braneworld model where our universe is a 4D brane embedded in a 5D bulk.

The two branches of cosmological solutions in the DGP model have distinct properties. In the so-called self-accelerating branch, late-time acceleration of the universe occurs without the need of a cosmological constant [2]. Unfortunately without a cosmological constant, the self-accelerating branch predicts cosmological observables that are now in substantial conflict with the data (e.g. [3, 4, 5]). Moreover, the linearized theory implies the presence of ghost degrees of freedom (e.g. [6, 7]). The former problem can be alleviated with the restoration of a cosmological constant or brane tension. A definitive assessment of the latter problem awaits nonlinear solutions [8, 9]. On the second or normal branch, self-acceleration does not occur but interestingly phantom effective equations of state with $p/\rho < -1$ can be achieved without ghosts with the help of brane tension. In both cases, brane tension is required but substantial modifications to large-scale gravitational dynamics can still persist.

In this paper, we conduct a Markov Chain Monte Carlo (MCMC) study of both branches of the DGP model using data from CMB anisotropies, supernovae distances, and the Hubble constant. For observables in the linear regime, we adopt the parameterized post-Friedmann (PPF) framework [10, 11] and its implementation into a standard Einstein-Boltzmann linear theory solver [5, 12] for the theoretical predictions. This framework allows

us to include information from the near horizon scales which are crucial for assessing the viability of the self-accelerating branch. We also utilize information from the cross-correlation between high-redshift galaxies and the CMB which has been proposed as an interesting test of both the self-accelerating and normal branches [13, 14, 15].

In §II, we review the theory of the normal and self-accelerating branches of DGP gravity and their approximation through the PPF formalism. We present the results of our MCMC study in §III and discuss them in §IV. Finally, the details about the modifications to the gISW likelihood code [16, 17] used for the galaxy-ISW cross-correlation observations are specified in the Appendix.

II. NORMAL AND SELF-ACCELERATING BRANCHES

In the DGP model [1] our universe is a (3+1)-brane embedded in a 5D Minkowski space described by the action

$$S = -\frac{1}{2\kappa^2} \int d^5x \sqrt{-\hat{g}} \hat{R} - \frac{1}{2\mu^2} \int d^4x \sqrt{-\tilde{g}} \tilde{R} + \int d^4x \sqrt{-\tilde{g}} L_T, \quad (1)$$

where 5D quantities are denoted by overhats and 4D quantities are denoted by tildes. Matter fields, including a cosmological constant or brane tension and represented by L_T , are confined to the brane while only gravity extends to the full 5D bulk. We assume that there is no bulk tension. The constants κ^2 and μ^2 are proportional

to the inverse Planck masses in the bulk and brane respectively.

Gravity on the brane is consequently modified at large-scales. In particular, the cross-over distance $r_c = \kappa^2/2\mu^2$ governs the transition from 5D to 4D scalar-tensor gravity. On scales smaller than the Vainshtein radius $r_* = (r_c^2 r_g)^{1/3}$, non-linear interactions return gravity to general relativity around a point mass with Schwarzschild radius r_g . In the following sections we describe the evolution of the background and linear density perturbations in the two branches of cosmological solutions.

A. Background Expansion

Variation of the action yields the modified Einstein equations on the brane which reduce to the modified Friedmann equation in a homogeneous and isotropic metric

$$H^2 - \frac{\sigma}{r_c} \sqrt{H^2 + \frac{K}{a^2}} = \frac{\mu^2}{3} \sum_i \rho_i - \frac{K}{a^2}, \quad (2)$$

where $H = \dot{a}/a$ is the Hubble parameter, K is the spatial curvature, a is the scale factor, and ρ_i are the energy densities of the various components on the brane. Here $\sigma = \pm 1$ and designates the branch of the cosmological solutions.

For $\sigma = +1$, late-time acceleration occurs even without a cosmological constant Λ [2] and so this branch is referred to as self-accelerating DGP (sDGP). In order to separate tests of gravity from explanations of acceleration, we will also study the sDGP branch supplemented by a non-vanishing ρ_Λ which we denote as sDGP+ Λ where confusion might arise. For $\sigma = -1$, DGP modifications slow the expansion rate and the branch is referred to as normal DGP (nDGP). Here, a cosmological constant is required in order to achieve late-time acceleration.

With the usual definitions $\Omega_i = \mu^2 \rho_i(a=1)/H_0^2$ and $\Omega_K = -K/H_0^2$, the modified Friedmann equation becomes

$$\left(\frac{H}{H_0}\right)^2 = \left(\sqrt{\frac{\Omega_m}{a^3} + \frac{\Omega_r}{a^4} + \Omega_\Lambda + \Omega_{r_c} + \sigma\sqrt{\Omega_{r_c}}}\right)^2 + \frac{\Omega_K}{a^2}, \quad (3)$$

where we have assumed that the energy density components include non-relativistic matter, radiation and possibly a cosmological constant. Here

$$\sqrt{\Omega_{r_c}} \equiv \frac{1}{2H_0 r_c} = \sigma \frac{\Omega_{\text{DGP}}}{2\sqrt{1-\Omega_K}}, \quad (4)$$

where

$$\Omega_{\text{DGP}} = 1 - \Omega_m - \Omega_r - \Omega_\Lambda - \Omega_K \quad (5)$$

represents the effective contribution of the DGP modification to the energy density assuming the ordinary Friedmann equation. Specifically,

$$\rho_{\text{DGP}} \equiv \frac{3}{\mu^2} \left(H^2 + \frac{K}{a^2} \right) - \sum_i \rho_i. \quad (6)$$

As with any real energy density component, it obeys the conservation equation

$$\rho'_{\text{DGP}} = -3(1 + w_{\text{DGP}})\rho_{\text{DGP}}. \quad (7)$$

Using Eqs. (2) and (7), we derive

$$1 + w_{\text{DGP}} = \frac{\frac{\mu^2}{3} \sum_i (1 + w_i) \rho_i}{H^2 + \frac{K}{a^2} + \frac{\mu^2}{3} \sum_i \rho_i}. \quad (8)$$

For cases with a cosmological constant it is also useful to define the total effective dark energy

$$\rho_e = \rho_{\text{DGP}} + \rho_\Lambda \quad (9)$$

and its equation of state

$$1 + w_e = (1 + w_{\text{DGP}}) \frac{\rho_{\text{DGP}}}{\rho_{\text{DGP}} + \rho_\Lambda}. \quad (10)$$

In nDGP this quantity diverges when the DGP and Λ density terms are equal and opposite at which point the value of $1 + w_e$ switches sign. In particular, its value today is given by

$$w_0 = -\frac{1 - \Omega_K}{1 - \Omega_K - \Omega_m} \frac{1 - \Omega_K - \Omega_m + \Omega_\Lambda}{1 - \Omega_K + \Omega_m + \Omega_\Lambda}, \quad (11)$$

where we have neglected the small radiation contribution. With realistic cosmological parameters $w_0 > -1$ and $w_0 < -1$ for sDGP and nDGP respectively with $w_0 = -1$ being the limit of cosmological constant domination in either case.

B. PPF Linear Theory

Unlike the background, the evolution of density and metric perturbations on the brane require solutions for the bulk metric equations. The parameterized post-Friedmann framework was introduced in Refs. [10, 11] to encapsulate these effects in an effective 3+1 description. Fits to the bulk calculation in sDGP without Λ or curvature from [18] were given in [10] and incorporated into the linear theory code CAMB [19] in [5]. We extrapolate these fits to cases with Λ and curvature here though we caution the reader that these have not been tested by explicit bulk calculations. For nDGP, we utilize a description from [20] based on bulk calculations from [14] and [21] with Λ but no curvature. We again extrapolate these results for spatial curvature. The error induced by these extrapolations are controlled given the well defined

limits of Λ domination and the small dynamical effects of curvature in the regime we consider.

Given the expansion history, the PPF framework is defined by three functions and one parameter. The first function is the metric ratio

$$g(a, k) \equiv \frac{\Phi + \Psi}{\Phi - \Psi}, \quad (12)$$

where the scalar linear perturbations are represented in longitudinal gauge

$$ds^2 = -(1 + 2\Psi)dt^2 + a^2(1 + 2\Phi)dx^2, \quad (13)$$

where dx^2 is the unperturbed spatial line element with constant curvature K . In the quasi-static high k limit, the DGP model predicts

$$g_{\text{QS}} = -\frac{1}{3} \left[1 - \frac{2\sigma H r_c}{\sqrt{1 - \Omega_K(a)}} \left(1 + \frac{H'}{3H} - \frac{2}{3}\Omega_K(a) \right) \right]^{-1}, \quad (14)$$

where $\Omega_K(a) = H_0^2 \Omega_K / H^2 a^2$. On super-horizon scales, we take for sDGP [10]

$$g_{\text{SH,sDGP}}(a) = \frac{9}{8Hr_c\sqrt{1 - \Omega_K(a)} - 1} \times \left(1 + \frac{0.51}{Hr_c\sqrt{1 - \Omega_K(a)} - 1.08} \right). \quad (15)$$

We exclude models $\sqrt{1 - \Omega_K} H_0 r_c > 1.08$ from consideration as they are not within the domain of applicability of the fit nor are they cosmologically viable. For nDGP we take [20]

$$g_{\text{SH,nDGP}}(a) = -\frac{1}{2Hr_c\sqrt{1 - \Omega_K(a)} + 1}. \quad (16)$$

The corrections for curvature have not been verified by a bulk calculation for the superhorizon cases. For the curvatures that we will consider the total impact is small as can be verified by omitting the correction. We expect therefore that corrections on the correction to have negligible impact.

At intermediate scales, g is fitted by the interpolating function

$$g(a, k) = \frac{g_{\text{SH}} + g_{\text{QS}}(c_g k_H)^{n_g}}{1 + (c_g k_H)^{n_g}}, \quad (17)$$

where $k_H = k/aH$, $c_g = 0.14$ for sDGP and $c_g = 0.4$ for nDGP, respectively. Furthermore, we set $n_g = 3$.

The function $f_\zeta(\ln a)$ relates the metric to the density at super-horizon scales and is well described by $f_\zeta(\ln a) = 0.4g_{\text{SH}}(\ln a)$. In the quasi-static regime, the analogous relationship between $\Phi - \Psi$ and the density is unmodified from ordinary gravity for DGP and hence $f_G(\ln a) = 0$.

Finally the parameter c_Γ relates the transition scale in the dynamical equations from superhorizon to quasistatic behavior. For sDGP we take $c_\Gamma = 1$ following [10] and we employ this value for cases that include Λ . In nDGP, $c_\Gamma \sim 0.15$ from [20] implying a delayed approach to quasistatic behavior.

III. CONSTRAINTS ON THE MODELS

We will use a variety of cosmological data sets to constrain the two branches of the DGP models. First we use the CMB anisotropy data from the five-year Wilkinson Microwave Anisotropy Probe (WMAP) [22], ACBAR [23], CBI [24], and VSA [25]. Next we employ data from the Supernovae Legacy Survey (SNLS) [26] and the measurement of the Hubble constant from the Hubble Space Telescope (HST) Key Project [27]. Finally we take galaxy-ISW (gISW) correlation observations using the likelihood code of [16, 17]. We quote results with and without the gISW constraint to highlight its impact on the results.

In §III A we discuss the predictions for these observables in the two branches of the DGP model. In §III B and III C we present the results of a Markov Chain Monte Carlo (MCMC) likelihood analysis for flat and non-flat universes respectively. The MCMC analysis is conducted with the publicly available CosmoMC [28] package.

A. Model Predictions

In this section we illustrate model predictions of the various cosmological observables we use in the constraints. We chose the parameters of the various models that highlight results from the MCMC analysis.

At high redshifts the DGP modifications become negligible on either branch (see Eq. (3)), and so we choose a parameterization that separates high redshift and low redshift constraints. Specifically we take 6 high redshift parameters: the physical baryon and cold dark matter energy density $\Omega_b h^2$ and $\Omega_c h^2$, the ratio of sound horizon to angular diameter distance at recombination multiplied by a factor of 100 θ , the optical depth to reionization τ , the scalar tilt n_s , and amplitude A_s at $k_* = 0.002 \text{ Mpc}^{-1}$.

The low redshift parameters differ in the various classes of models. For flat Λ CDM and sDGP without Λ there are no additional degrees of freedom. Note that θ carries information on H_0 . For flat sDGP+ Λ and nDGP, Ω_Λ is an extra degree of freedom. For the open versions of all models Ω_K is the final degree of freedom.

For Λ CDM and sDGP we illustrate predictions from the non-flat maximum likelihood models found in the next section (see Tab. VI and Tab. VII). Since the large scale behavior of nDGP is new to this work, we highlight the dependence of observables on Ω_Λ and Ω_K while keeping the high redshift cosmological parameters fixed (see Tab. I). Note in the $r_c \rightarrow 0$ limit where $\Omega_{r_c} = 0$, both nDGP and sDGP+ Λ become Λ CDM. We therefore choose to illustrate the maximum likelihood sDGP model with $\Lambda = 0$.

nDGP	A	B	C	D	E	F	G
Ω_Λ	0.76	1.00	1.25	1.50	1.50	1.25	1.00
Ω_K	–	–	–	–	-0.025	-0.015	-0.010
Ω_{r_c}	0.000	0.013	0.051	0.116	0.134	0.059	0.016
H_0	72	76	81	85	70	72	71

TABLE I: Different choices of nDGP models for illustration. Note that nDGP-A is the best-fit (with gISW) flat nDGP model, corresponding to Λ CDM. Other chain parameters are fixed to values in Tab. V.

1. Cosmic Microwave Background

The CMB probes the geometry of the background expansion as well as the formation of large-scale structure. The latter manifests itself on the largest scales through the integrated Sachs-Wolfe (ISW) effect from the evolution of the gravitational potential. To predict these effects we implement the PPF modifications from §II B. The incorporation of the PPF formalism into a standard Einstein-Boltzmann linear theory solver yields an efficient way to obtain predictions of the DGP model for the CMB. We utilize the PPF modifications to CAMB [19] implemented in Refs. [5, 12], which we can apply directly for sDGP and figure as a starting point for the implementation of nDGP and sDGP+ Λ . In Fig. 1, we plot the CMB temperature anisotropy power spectrum with respect to angular multipole ℓ for the best-fit models of Λ CDM and sDGP, as well as the nDGP parameter choices given in Tab. I.

Relative to Λ CDM, the growth of structure is suppressed in the sDGP model, yielding an ISW enhancement at the lowest multipoles. This enhancement is sufficiently large to bring the sDGP model without Λ into serious conflict with the joint data [5]. The opposite effects occurs in the nDGP model and lead to predictions that are compatible with CMB data. Here raising Ω_Λ at fixed Ω_K enhances the low multipoles through the ISW effect. However, compensating effects from curvature can lead to parameter degeneracies.

At high redshifts the contribution of Ω_{r_c} to the Hubble parameter, Eq. (3), becomes negligible in either branch. The CMB acoustic peaks can therefore be utilized as usual to infer constraints on the high redshift parameters, in particular the physical energy densities of baryonic matter and dark matter as well as the angular diameter distance to recombination.

2. Distances to the Supernovae

The comparison of the magnitudes of high-redshift to low-redshift supernovae yields a relative distance measure. Theoretical predictions for the distance modulus are related to the luminosity distance, $d_L(z) = (1+z)r(z)$, where $r(z)$ is the comoving angular diameter dis-

tance defined by

$$r(z) = \begin{cases} \sin [H_0\sqrt{-\Omega_K}\chi(z)] / H_0\sqrt{|\Omega_K|}, & \Omega_K < 0, \\ \chi(z), & \Omega_K = 0, \\ \sinh [H_0\sqrt{\Omega_K}\chi(z)] / H_0\sqrt{|\Omega_K|}, & \Omega_K > 0, \end{cases} \quad (18)$$

where the comoving radial distance χ is

$$\chi(z) = \int_0^z \frac{dz'}{H(z')}. \quad (19)$$

The supernovae magnitudes, once standardized, are related to the distance by

$$m \equiv \mu + M = 5 \log_{10} d_L + M + 25, \quad (20)$$

where d_L is in units of Mpc. The unknown absolute magnitude M of the supernovae is a nuisance parameter in the fit and is degenerate with H_0 . Hence supernovae measure relative distances within the set.

In Fig. 2, we plot the predictions for the distance modulus for the SNLS data in sDGP gravity, nDGP-B, nDGP-F, and in the Λ CDM model.

The acoustic peaks in the CMB and the measurement of the local Hubble constant additionally provide absolute distance probes which complement the relative distance measure of the supernovae.

3. Galaxy-ISW Cross-Correlations

The correlation between galaxy number densities and the CMB anisotropies can be used to isolate the ISW effect in the CMB. The enhanced ISW effect exhibited in the sDGP model without Λ leaves a strong imprint on the large scales of the CMB temperature anisotropy. As pointed out by Song et al. [13], an interesting consequence of this is a considerable correlation of high-redshift galaxies with the CMB.

For nDGP gravity, whereas the ISW effect does not exhibit a substantial impact on the largest scales in the CMB, there remains useful signatures in the correlations with galaxies that can break parameter degeneracies [15].

We evaluate the galaxy-ISW (gISW) cross-correlations in the Limber and quasistatic approximation, as it is done in the gISW likelihood code [16, 17] used for the data analysis. Therefore, we write

$$C_\ell^{g_j T} \simeq \frac{3\Omega_m H_0^2 T_{\text{CMB}}}{(\ell + 1/2)^2} \int dz f_j(z) H(z) D(z) \times \frac{d}{dz} [D(z)(1+z)] P\left(\frac{\ell + 1/2}{\chi(z)}\right). \quad (21)$$

Here, $D(z)$ is the linear growth rate in the quasistatic regime defined by $\Delta_m(k, z) = \Delta_m(k, 0)D(z)/D(0)$, where $\Delta_m(k, z)$ is the matter density perturbation. $P(k)$ is the matter power spectrum today.

The approximations in Eq. (21) become quite accurate at $\ell \gtrsim 10$. This condition is satisfied by about 90% of

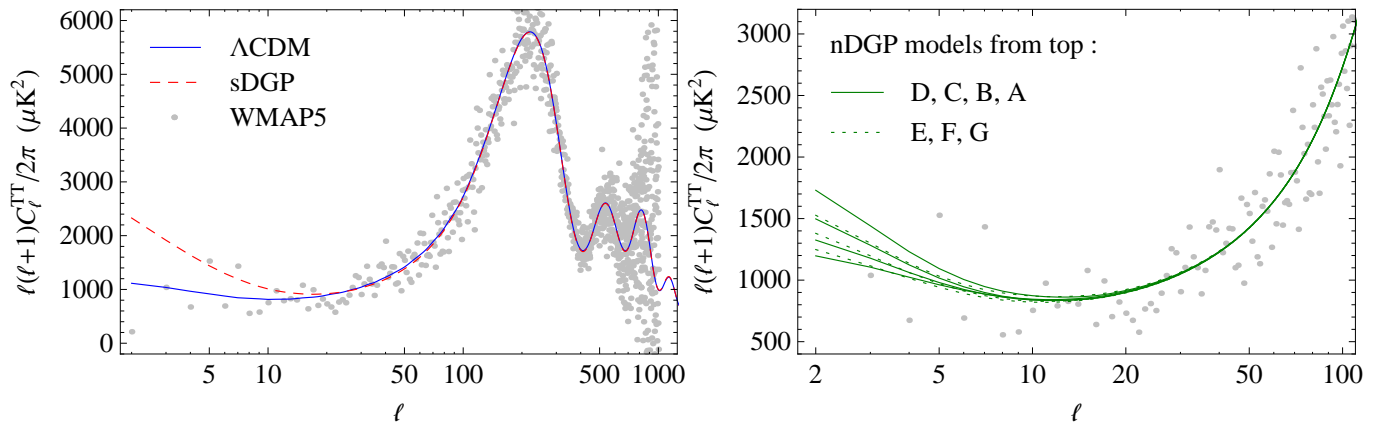


FIG. 1: Best-fit CMB temperature anisotropy power spectrum for Λ CDM and sDGP (left). Examples of nDGP models (right) illustrate the degeneracy between Ω_Λ and Ω_K corresponding to models in Table I.

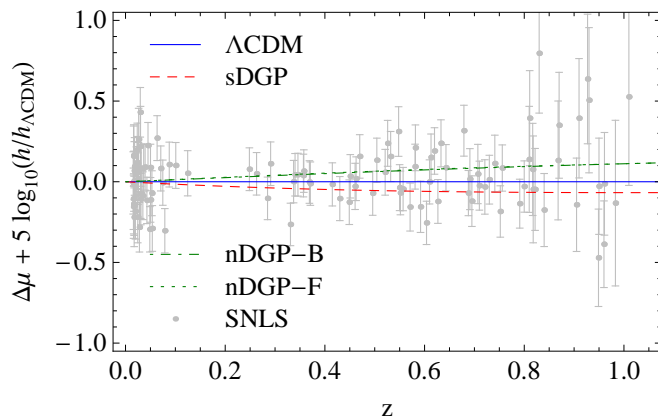


FIG. 2: Best-fit distance modulus for sDGP, as well as the overlapping predictions for nDGP-B and nDGP-F with respect to Λ CDM.

the total 42 data points that are used in the gISW likelihood code. We discuss details about the data in the appendix. It is divided into nine galaxy sample bins j , i.e., 2MASS0-3, LRG0-1, QSO0-1, and NVSS. The function $f_j(z)$ relates the matter density to the observed projected galaxy overdensity with $f_j(z) = b_j(z)\Pi_j(z)$ in the absence of magnification bias. $\Pi_j(z)$ is the redshift distribution of the galaxies and the bias factor $b_j(z)$ is assumed independent of scale, but dependent on redshift. The code determines $f_j(z)$, amongst other things, from fitting auto-power spectra and cross-power spectra between the samples.

We modify the above calculations in the gISW likelihood code with the appropriate DGP quantities such that the correct predictions for the cross-correlations are obtained. We refer to the Appendix for details. The predictions for the best-fit values, combining all data, of Λ CDM and sDGP for the different samples are shown in Fig. 3. We also plot the curves for nDGP-B and nDGP-F

to illustrate the breaking of the degeneracy between Ω_Λ and Ω_K . Notice that the model with larger curvature has reduced correlation especially at high redshift. We shall see that models with significantly larger curvature can be excluded by the gISW data.

B. Flat Universe Constraints

We begin by studying a universe without spatial curvature, where the basic cosmological parameter set is $P = \{\Omega_b h^2, \Omega_c h^2, \theta, \tau, n_s, \ln[10^{10} A_s]\}$. We implement the following flat priors on them: $\Omega_b h^2 \in (0.01, 0.1)$, $\Omega_c h^2 \in (0.05, 0.99)$, $\theta \in (0.5, 10)$, $\tau \in (0.01, 0.8)$, $n_s \in (0.5, 1.5)$, and $\ln[10^{10} A_s] \in (2.7, 4)$. For nDGP and sDGP with non-vanishing Λ , we use $\Omega_\Lambda \in (0.0, 2.5)$.

parameters	Λ CDM		Λ CDM (with gISW)	
	$100\Omega_b h^2$	2.241 ± 0.057	2.261	2.245 ± 0.057
$\Omega_c h^2$	0.1088 ± 0.0045	0.1098	0.1082 ± 0.0045	0.1077
θ	1.0407 ± 0.0028	1.0416	1.0408 ± 0.0028	1.0403
τ	0.085 ± 0.017	0.082	0.086 ± 0.017	0.083
n_s	0.961 ± 0.013	0.963	0.962 ± 0.013	0.962
$\ln[10^{10} A_s]$	3.181 ± 0.042	3.175	3.180 ± 0.043	3.169
Ω_Λ	0.747 ± 0.021	0.745	0.750 ± 0.021	0.751
Ω_m	0.253 ± 0.021	0.255	0.250 ± 0.021	0.249
H_0	72.1 ± 2.0	72.1	72.4 ± 2.0	72.4
$-2 \ln L$	2834.14		2867.76	

TABLE II: Means, standard deviations (left subdivision of columns) and best-fit values (right subdivision of columns) with likelihood for the flat Λ CDM model using data from WMAP, ACBAR, CBI, VSA, SNLS, and HST without (left column) and with the gISW data (right column).

We begin with the analysis of flat Λ CDM without DGP modifications in Table II. We show constraints with and without the gISW data and the maximum likelihood pa-

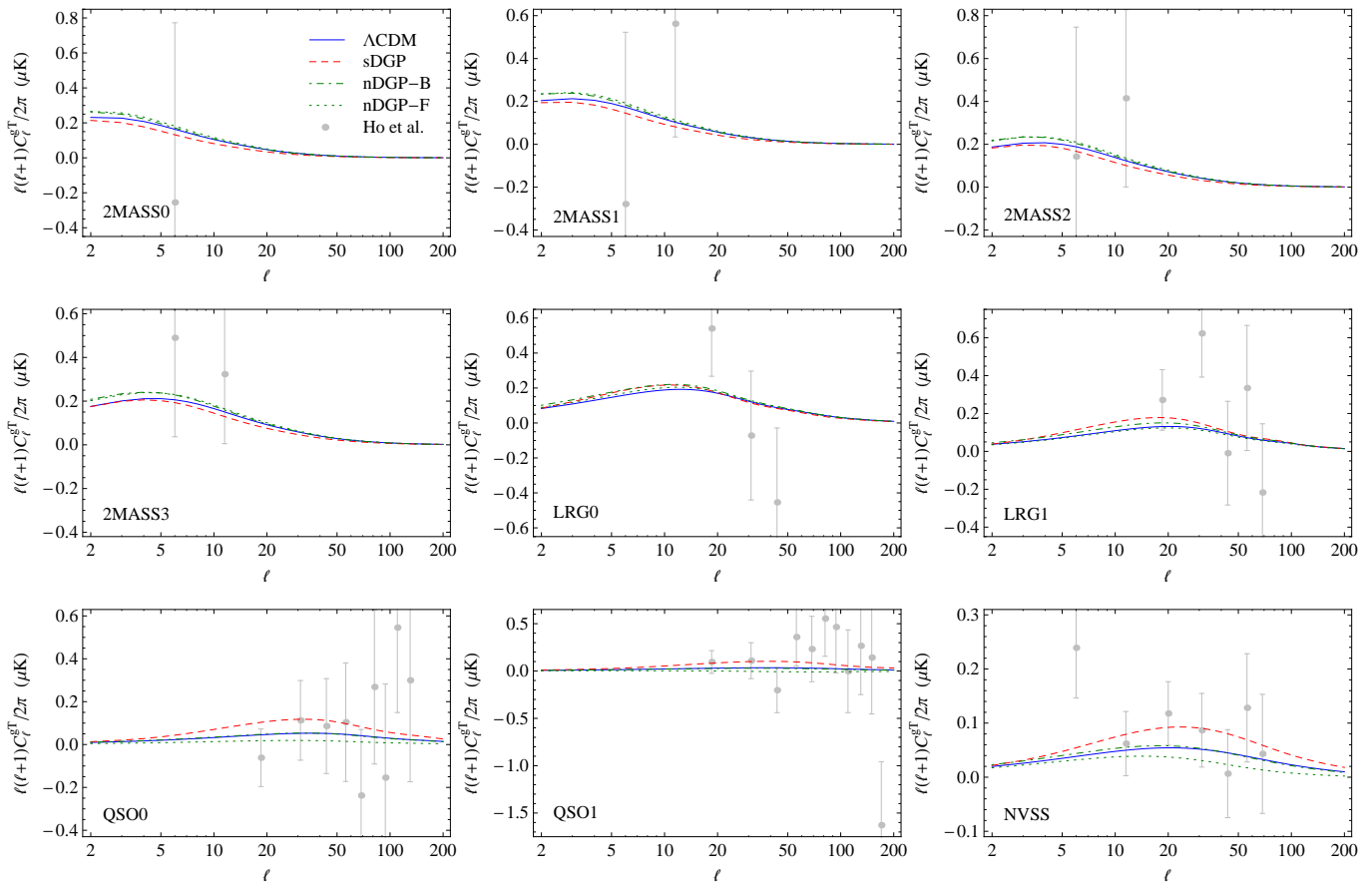


FIG. 3: Best-fit Λ CDM and sDGP galaxy-ISW cross-correlations for the different galaxy samples, roughly ordered in increasing effective, bias-weighted, redshift. Note the distinct predictions for the previously degenerate nDGP-B and nDGP-F models.

parameters	sDGP		sDGP (with gISW)	
$100\Omega_b h^2$	2.363 ± 0.065	2.348	2.365 ± 0.065	2.351
$\Omega_c h^2$	0.0913 ± 0.0043	0.0912	0.0916 ± 0.0042	0.0924
θ	1.0439 ± 0.0028	1.0436	1.0440 ± 0.0029	1.0436
τ	0.099 ± 0.020	0.099	0.100 ± 0.020	0.094
n_s	1.003 ± 0.015	1.002	1.003 ± 0.015	0.998
$\ln[10^{10} A_s]$	3.022 ± 0.046	3.024	3.024 ± 0.045	3.028
Ω_{r_c}	0.1347 ± 0.0081	0.1346	0.1342 ± 0.0079	0.1325
Ω_m	0.266 ± 0.022	0.266	0.268 ± 0.022	0.272
H_0	65.8 ± 1.7	65.6	65.7 ± 1.7	65.3
$-2\Delta \ln L$	28.62		28.84	

TABLE III: Same as Tab. II, but for the flat sDGP model. $-2\Delta \ln L$ is quoted with respect to the maximum likelihood flat Λ CDM model.

rameters and value. Horizontal lines divide the chain parameters from the derived parameters and the best-fit (maximum) likelihood. In the case of Λ CDM, the inclusion of the gISW data does not yield noticeable improvement on the parameter constraints [16]. This analysis sets the baseline to which adding the DGP degrees of freedom should be measured.

parameters	sDGP+ Λ		sDGP+ Λ (with gISW)	
$100\Omega_b h^2$	2.258 ± 0.059	2.244	2.258 ± 0.059	2.242
$\Omega_c h^2$	0.1060 ± 0.0048	0.1080	0.1057 ± 0.0047	0.1080
θ	1.0411 ± 0.0028	1.0406	1.0412 ± 0.0029	1.0405
τ	0.087 ± 0.017	0.086	0.089 ± 0.017	0.083
n_s	0.967 ± 0.014	0.959	0.967 ± 0.014	0.959
$\ln[10^{10} A_s]$	3.160 ± 0.046	3.184	3.161 ± 0.045	3.181
Ω_Λ	$0.561 - 0.741$	0.738	$0.561 - 0.744$	0.727
Ω_{r_c}	< 0.0217	0.0000	< 0.0212	0.0001
Ω_m	0.256 ± 0.021	0.251	0.255 ± 0.021	0.252
H_0	71.0 ± 2.1	72.1	71.1 ± 2.1	71.9
$-2\Delta \ln L$	-0.11		-0.07	

TABLE IV: Same as Tab. III, but for the flat sDGP+ Λ model, quoting one-sided 1D marginalized upper 95% CL for Ω_{r_c} and 68% MCI for Ω_Λ .

In the flat sDGP model without Λ , there is no choice of parameters that can satisfy the joint requirements of geometrical measurements from the CMB, supernovae and H_0 and the dynamical requirements from the ISW effect. For sDGP, we find $-2\Delta \ln L = 28.6$ with respect

parameters	nDGP		nDGP (with gISW)	
	$100\Omega_b h^2$	2.235 ± 0.056	2.229	2.237 ± 0.057
$\Omega_c h^2$	0.1112 ± 0.0049	0.1084	0.1103 ± 0.0048	0.1093
θ	1.0406 ± 0.0027	1.0402	1.0406 ± 0.0027	1.0407
τ	0.083 ± 0.016	0.079	0.085 ± 0.016	0.082
n_s	0.958 ± 0.013	0.959	0.959 ± 0.013	0.960
$\ln[10^{10} A_s]$	3.196 ± 0.044	3.174	3.193 ± 0.043	3.182
Ω_Λ	$0.743 - 0.928$	0.778	$0.746 - 0.919$	0.760
Ω_{r_c}	< 0.0218	0.0002	< 0.0200	0.0000
Ω_m	0.249 ± 0.021	0.249	0.245 ± 0.021	0.254
H_0	73.4 ± 2.3	72.5	73.7 ± 2.3	72.0
$-2\Delta \ln L$	0.09		0.18	

TABLE V: Same as Tab. IV, but for the flat nDGP model.

to Λ CDM and $-2\Delta \ln L = 28.8$ (5.4σ) when including the gISW likelihood. In this case, the ISW effect is so large at low multipoles that the CMB alone rules out such contributions [5] and the gISW constraint adds only an insignificant amount of extra information (see Tab. III).

In the sDGP+ Λ and nDGP models, the cosmological constant becomes a free parameter and we have to add it to the parameter set, hence, $P \rightarrow P \cup \{\Omega_\Lambda\}$. Ω_{r_c} is a derived parameter and in particular we get $\Omega_{r_c} \rightarrow 0$ in the limit $\Omega_\Lambda \rightarrow (1 - \Omega_m)$. In this limit, the phenomenology of Λ CDM is recovered for all observables. Preference for a finite Ω_{r_c} indicates evidence for the DGP modification in these cases.

In both the nDGP and sDGP+ Λ cases the maximum likelihood models differ insignificantly from Λ CDM (see Tab. IV and Tab. V) and there is no preference for finite Ω_{r_c} . Conversely, both branches require a finite Ω_Λ at high significance.

Since Λ CDM is the $\Omega_{r_c} \rightarrow 0$ limit of both branches with Λ , the slightly poorer fit for nDGP should be attributed to sampling error in the MCMC. The one-sided 1D marginalized upper 95% confidence limits for Ω_{r_c} are $\Omega_{r_c} < 0.0217(0.0212)$ for sDGP+ Λ and $\Omega_{r_c} < 0.0218(0.0200)$ for nDGP where the values in parentheses include the gISW constraint. These values indicate that the cross-over scale is at least substantially greater than the Hubble scale $H_0 r_c \gtrsim 3.5$. In this Λ CDM limit, the modifications to the gISW predictions do not affect the constraints. Note that due to the distinctive skewness of the posterior distribution, we give the 1D marginalized 68% minimum credible intervals (MCI) (see Ref. [29]) for the brane tension Ω_Λ as opposed to the standard deviations given for the other parameters.

Finally, in the context of these flat models the possibility of phantom equations of state currently is highly constrained. For nDGP $1 + w_0 > -0.039$ at the 95% CL.

C. Non-Flat Universe Constraints

In a universe with spatial curvature, we include Ω_K as a parameter in the chain for each of the model classes. We use the prior $\Omega_K \in (-0.1, 0.1)$, which we weaken to $\Omega_K \in (-1, 1)$ in nDGP since we expect degeneracies between Ω_K and Ω_Λ . We also implement latter prior for sDGP+ Λ . For Λ CDM, Ho et al. [16] have found an improvement of the constraints on Ω_K by a factor of 3.2, with respect to WMAP3 data *alone*, due to the inclusion of the gISW and weak lensing data. However we find that the inclusion of the other data, specifically the supernova and H_0 data, make curvature constraints only marginally improved by the gISW inclusion. We again use these Λ CDM results shown in Tab. VI as a baseline for comparison with sDGP, sDGP+ Λ and nDGP in Tabs. VII through IX.

For sDGP without Λ , adding curvature alleviates the tension between CMB and supernova distance measures. However, it cannot reduce the ISW contributions [5, 13] and so we obtain $-2\Delta \ln L = 23.8(24.3)$, with respect to Λ CDM where values in parentheses include the gISW constraint. Utilizing all of the data, the significance of the exclusion of sDGP without Λ is $\sim 5\sigma$.

Similarly to the flat case, we find no preference for a finite Ω_{r_c} in nDGP and sDGP+ Λ and consequently no indications of DGP modifications to gravity (see Fig. 4). With sDGP+ Λ , we are again driven to the limiting case of Λ CDM with the slightly poorer best fit reflecting sampling error in the chain. Allowance for curvature on the other hand weakens the upper limit on the DGP modifications: $\Omega_{r_c} < 0.0235(0.0242)$ and $H_0 r_c > 3.26(3.22)$ at 95% CL. The slight weakening of the constraints with the inclusion of gISW does not indicate a statistically significant tension but does suggest that future improvement in constraints can tighten the bounds on $H_0 r_c$. In particular sDGP modifications tend to enhance correlations at high redshift relative to low redshift. The current data have a marginal preference for increased correlation with redshift relative to Λ CDM (see Fig. 3).

For nDGP, the addition of curvature introduces a degeneracy with the cosmological constant. As was pointed out by Giannantonio et al. [15], this degeneracy can be broken by the use of ISW-galaxy cross-correlations since high curvature solutions underpredict the correlation especially at high redshift. Fig. 5 illustrates this degeneracy and the effect of gISW measures. The result of marginalizing curvature in nDGP is again a weakening of the DGP constraints $\Omega_{r_c} < 0.0651(0.0299)$ and $H_0 r_c > 1.96(2.89)$ at 95% CL.

In summary with the gISW constraint, the limit on either branch implies $H_0 r_c \gtrsim 3$ and only a small weakening from the flat case of 3.5. Furthermore due to the curvature degeneracy in nDGP, restrictions on phantom-like equations of state are also somewhat weakened to $w_0 + 1 < -0.054$.

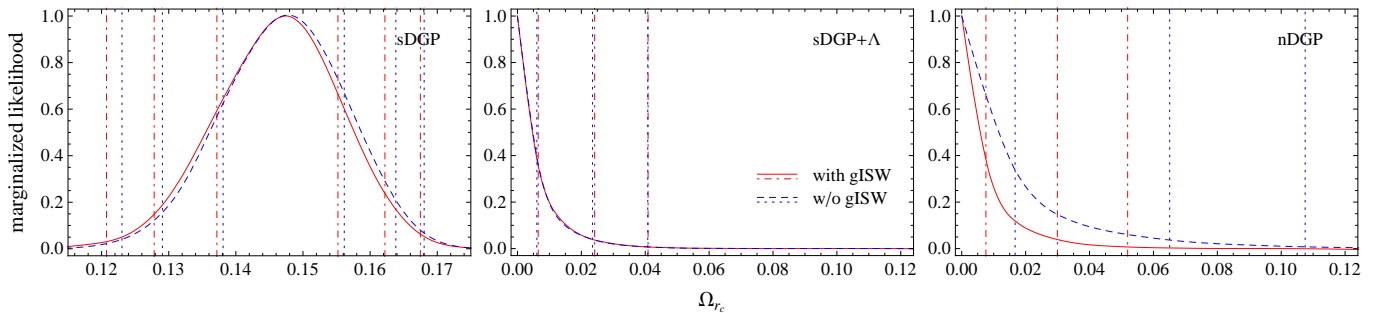


FIG. 4: Marginalized likelihood for Ω_{rc} in the non-flat nDGP and sDGP models. The vertical lines indicate 68%, 95%, and 99% CL.

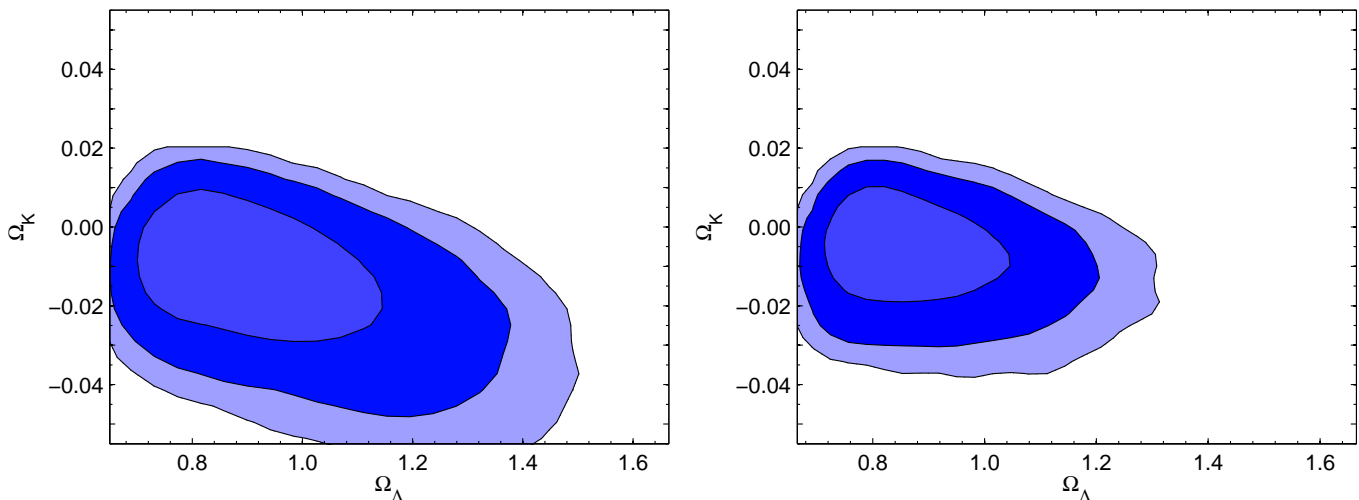


FIG. 5: Contours of 2D marginalized 68%, 95%, and 99% confidence boundaries using WMAP5, ACBAR, CBI, VSA, SNLS, and HST (left), including gISW (right) for nDGP.

parameters	Λ CDM		Λ CDM (with gISW)	
	$100\Omega_b h^2$	2.245 ± 0.056	2.225	2.245 ± 0.056
$\Omega_c h^2$	0.1079 ± 0.0052	0.1085	0.1078 ± 0.0051	0.1057
θ	1.0410 ± 0.0028	1.0400	1.0410 ± 0.0028	1.0406
τ	0.086 ± 0.017	0.082	0.087 ± 0.017	0.081
n_s	0.962 ± 0.013	0.956	0.962 ± 0.013	0.959
$\ln[10^{10} A_s]$	3.178 ± 0.044	3.189	3.179 ± 0.043	3.168
Ω_K	-0.0044 ± 0.0090	-0.0073	-0.0027 ± 0.0083	-0.0124
Ω_Λ	0.740 ± 0.026	0.724	0.745 ± 0.025	0.725
Ω_m	0.265 ± 0.032	0.284	0.258 ± 0.030	0.288
H_0	70.5 ± 4.2	67.9	71.4 ± 4.2	66.7
$-2 \ln L$	2833.43		2867.38	

TABLE VI: Λ CDM as in Tab. II, except allowing spatial curvature.

IV. DISCUSSION

We have performed the first Markov Chain Monte Carlo analysis of the normal (nDGP) and self-accelerating (sDGP) branches of DGP braneworld grav-

parameters	sDGP		sDGP (with gISW)	
	$100\Omega_b h^2$	2.372 ± 0.064	2.385	2.372 ± 0.064
$\Omega_c h^2$	0.0950 ± 0.0040	0.0964	0.0950 ± 0.0040	0.0969
θ	1.0440 ± 0.0029	1.0446	1.0439 ± 0.0028	1.0431
τ	0.091 ± 0.019	0.083	0.092 ± 0.020	0.085
n_s	1.003 ± 0.015	1.003	1.003 ± 0.015	0.997
$\ln[10^{10} A_s]$	3.021 ± 0.044	3.012	3.022 ± 0.045	3.031
Ω_K	0.0173 ± 0.0074	0.0216	0.0166 ± 0.0075	0.0199
Ω_{rc}	0.1472 ± 0.0089	0.1501	0.1462 ± 0.0090	0.1454
Ω_m	0.222 ± 0.026	0.212	0.225 ± 0.027	0.225
H_0	73.4 ± 4.2	75.3	72.9 ± 4.2	73.2
$-2 \Delta \ln L$	23.84		24.30	

TABLE VII: sDGP without Λ as in Tab. III, except allowing spatial curvature. $-2\Delta \ln L$ is quoted with respect to the maximum likelihood Λ CDM model with curvature here and in the following tables.

ity to utilize all of the CMB data, including the lowest multipoles, and its correlation with galaxies (gISW). We

parameters	sDGP+ Λ		sDGP+ Λ (with gISW)	
	$100\Omega_b h^2$	2.260 ± 0.060	2.243	2.260 ± 0.0059
$\Omega_c h^2$	0.1062 ± 0.0051	0.1115	0.1061 ± 0.0051	0.1074
θ	1.0413 ± 0.0028	1.0406	1.0414 ± 0.0028	1.0409
τ	0.087 ± 0.017	0.084	0.087 ± 0.017	0.089
n_s	0.967 ± 0.014	0.958	0.967 ± 0.014	0.965
$\ln[10^{10} A_s]$	3.159 ± 0.046	3.199	3.159 ± 0.046	3.170
Ω_K	-0.0005 ± 0.0089	0.0025	0.0006 ± 0.0084	-0.0021
Ω_Λ	$0.554 - 0.737$	0.716	$0.552 - 0.739$	0.727
Ω_{r_c}	< 0.0235	0.0001	< 0.0242	0.0001
Ω_m	0.258 ± 0.031	0.259	0.254 ± 0.029	0.256
H_0	71.0 ± 4.2	71.9	71.5 ± 4.0	71.3
$-2\Delta \ln L$	0.46		0.18	

TABLE VIII: sDGP with Λ as in Tab. IV, but allowing spatial curvature.

parameters	nDGP		nDGP (with gISW)	
	$100\Omega_b h^2$	2.232 ± 0.056	2.275	2.237 ± 0.055
$\Omega_c h^2$	0.1094 ± 0.0054	0.1093	0.1091 ± 0.0053	0.1072
θ	1.0407 ± 0.0028	1.0423	1.0409 ± 0.0027	1.0410
τ	0.084 ± 0.017	0.090	0.086 ± 0.017	0.082
n_s	0.958 ± 0.013	0.964	0.959 ± 0.013	0.963
$\ln[10^{10} A_s]$	3.190 ± 0.045	3.184	3.190 ± 0.044	3.164
Ω_K	-0.013 ± 0.013	-0.013	-0.0068 ± 0.0094	-0.0071
Ω_Λ	$0.739 - 1.035$	0.846	$0.739 - 0.953$	0.778
Ω_{r_c}	< 0.0651	0.003	< 0.0299	0.0004
Ω_m	0.281 ± 0.037	0.285	0.262 ± 0.031	0.267
H_0	68.9 ± 4.5	68.1	71.2 ± 4.2	69.6
$-2\Delta \ln L$	0.09		0.30	

TABLE IX: nDGP as in Tab. V, but allowing spatial curvature.

also include supernovae and Hubble constant data in the constraint.

We find no preference for DGP modifications to gravity on either branch. Indeed, on the self-accelerating branch without Λ , the model is excluded at the 4.9σ and 5.4σ level with and without curvature respectively [5]. While the gISW data do not substantially improve this constraint, they do additionally disfavor sDGP.

With the inclusion of Λ on either branch, the DGP model cannot be entirely excluded but its modifications are strongly limited. We find that the cross-over scale, which measures the strength of the modifications, must be substantially above the Hubble scale $H_0 r_c > 3$ with curvature and 3.5 without curvature. The robustness of this constraint is substantially assisted by the gISW data. In nDGP, it breaks the geometric degeneracy between Λ and spatial curvature. In sDGP, the relatively large correlation at high redshift offers opportunities in the future for improving the limits on $H_0 r_c$. These abilities highlight the importance of obtaining improved gISW data for constraining infrared modifications to gravity.

Acknowledgments

We would like to thank Kazuya Koyama, Sanjeev Seehra, Fabian Schmidt, and Yong-Seon Song for useful discussions and Anže Slosar for helpful insights into the CosmoMC and gISW likelihood code. Computational resources were provided on the zBox2 supercomputer at the University of Zürich. This work was partly supported by the Swiss National Foundation under contract 200021-116696/1 and WCU grant R32-2008-000-10130-0. W.H. was supported by the Kavli Institute for Cosmological Physics (KICP) at the University of Chicago through grants NSF PHY-0114422 and NSF PHY-0551142, U.S. Dept. of Energy contract DE-FG02-90ER-40560 and the David and Lucile Packard Foundation. W.F. was supported by the U.S. Dept. of Energy contract DE-AC02-98CH10886.

APPENDIX A: MODIFICATIONS TO THE GISW LIKELIHOOD CODE

We use the publicly available gISW and weak lensing likelihood code [16, 17] for our analysis. Note that we have turned off weak lensing likelihood contributions in the code, focussing only on the gISW constraints. The 42 data points of gISW cross-correlations that are used in the likelihood analysis are collected from the Two Micron All Sky Survey (2MASS) Extended Source Catalog (XSC) [30, 31], the luminous red galaxies (LRG) and photometric quasars (QSO) of the Sloan Digital Sky Survey (SDSS) [32], and the NRAO VLA Sky Survey (NVSS) [33]. They are divided into nine galaxy sample bins j (2MASS0-3, LRG0-1, QSO0-1, NVSS) based on flux (2MASS) or redshift (LRG, QSO). These data points are a selection of multipole bins from all samples, where the selection is based on the avoidance of non-linearities and systematic effects from dust extinction, galaxy foregrounds, the thermal Sunyaev-Zel'dovich effect, and point source contamination to affect the gISW cross-correlations [16].

In the remainder of this Appendix, we discuss the details of the modifications implemented in the gISW likelihood code. First, we describe the calculation of the quasistatic linear growth rate $D(z)$ in the gISW cross-correlation, Eq. (21). We then discuss the function $f_j(z)$ that carries information about the redshift distribution and bias.

1. gISW Cross-Correlations

It has been argued that for nDGP and sDGP the gISW cross-correlations are well described within the quasistatic regime [13, 15, 18, 34]. In this limit, we solve

the ordinary differential equation [35]

$$\Delta_m'' + \left(2 + \frac{H'}{H}\right) \Delta_m' - \frac{3}{2} (1 - g_{\text{QS}}) \frac{H_0^2 \Omega_m}{a^3 H^2} \Delta_m = 0 \quad (\text{A1})$$

for the linear matter density perturbation Δ_m . Note that for nDGP, in the limit $r_c \rightarrow \infty$, we have $g_{\text{QS}} \rightarrow 0$ and $H(z)$ approaches the expansion history of Λ CDM. Therefore, in this limit, Eq. (A1) recovers the quasi-static ordinary differential equation for the matter overdensity in Λ CDM. We solve Eq. (A1) with initial conditions at $a_i \ll 1$, in a regime where general relativity is expected to hold, i.e., $\Delta_m'(a_i) = \Delta_m(a_i)$ with a normalization set by the initial power spectrum.

2. Redshift Distribution and Bias

A further modification to the code that we need to conduct is in the determination of the function $f_j(z)$. In the Markov chain, $f_j(z)$ is recomputed when changing the cosmological parameter values. The methods by which this function is determined differs for each sample, but they are all based on galaxy clustering data.

The 2MASS galaxies are matched with SDSS galaxies in order to identify their redshifts. To obtain the non-linear power spectrum, the Q -model for non-linearities [36] is applied. Then, the code computes the galaxy power spectrum and fits it to measurements, thereby determining the bias $b(z)$ and Q . Since the required accuracy for the estimation of bias is only at the order of a few tens of percent [16], this processing is also

applicable to DGP. The Q -model is also adopted for LRG galaxies, where the redshift probability distribution is inferred with methods described in Ref. [37]. For QSO, first, a preliminary estimate for the redshift distribution is deduced by locating a region of sky with high spectroscopic completeness, but simultaneously maintaining a large area. Taking into account magnification bias and fitting $b_j(z)\Pi_j(z)$ using the quasar power spectrum and quasar-LRG cross-power yields the desired shape of $f_j(z)$. Finally, the effective redshift distribution of NVSS is obtained from cross-correlating with the other samples and $f_j(z)$ is fitted with a Γ -distribution.

The part of the ISW likelihood code that is devoted to this processing is configured for a parameterization of the expansion history by $w_e = w_0 + (1-a)w_a$. This approach gives a good approximation to sDGP in the domain of interest, but it fails for nDGP and sDGP+ Λ due to the appearance of a divergence in $w_e(a)$. Therefore, instead of taking w_0 and w_a to describe the expansion history, we utilize Ω_{r_c} and Ω_Λ , where only latter really is a necessary, free parameter.

In case of the SDSS quasars, the derivation of $f_j(z)$ involves the linear growth factor, which we need to replace by its DGP counterpart. This implies solving Eq. (A1). A further contribution for the QSO samples is due to magnification bias. In the quasistatic regime of DGP the relationship between the metric combination sensitive to gravitational redshifts and lensing ($\Phi - \Psi$) and the density perturbations is unmodified so the expression of the lensing window function for magnification effects given in Ref. [16] is unchanged.

-
- [1] G. R. Dvali, G. Gabadadze and M. Porrati, *Phys. Lett.* **B485**, 208 (2000), [arXiv:hep-th/0005016].
- [2] C. Deffayet, *Phys. Lett.* **B502**, 199 (2001), [arXiv:hep-th/0010186].
- [3] M. Fairbairn and A. Goobar, *Phys. Lett.* **B 642**, 432 (2006), [arXiv:astro-ph/0511029].
- [4] R. Maartens and E. Majerotto, *Phys. Rev.* **D 74**, 023004 (2006), [arXiv:astro-ph/0603353].
- [5] W. Fang *et al.*, *Phys. Rev.* **D78**, 103509 (2008), [arXiv:0808.2208].
- [6] M. A. Luty, M. Porrati and R. Rattazzi, *JHEP* **09**, 029 (2003), [arXiv:hep-th/0303116].
- [7] C. Charmousis, R. Gregory, N. Kaloper and A. Padilla, *JHEP* **10**, 066 (2006), [arXiv:hep-th/0604086].
- [8] G. Dvali, *New J. Phys.* **8**, 326 (2006), [arXiv:hep-th/0610013].
- [9] K. Koyama, *Class. Quant. Grav.* **24**, R231 (2007), [arXiv:0709.2399].
- [10] W. Hu and I. Sawicki, *Phys. Rev.* **D76**, 104043 (2007), [arXiv:0708.1190].
- [11] W. Hu, *Phys. Rev.* **D77**, 103524 (2008), [arXiv:0801.2433].
- [12] W. Fang, W. Hu and A. Lewis, *Phys. Rev.* **D78**, 087303 (2008), [arXiv:0808.3125].
- [13] Y.-S. Song, I. Sawicki and W. Hu, *Phys. Rev.* **D75**, 064003 (2007), [arXiv:astro-ph/0606286].
- [14] Y.-S. Song, *Phys. Rev.* **D77**, 124031 (2008), [arXiv:0711.2513].
- [15] T. Giannantonio, Y.-S. Song and K. Koyama, *Phys. Rev.* **D78**, 044017 (2008), [arXiv:0803.2238].
- [16] S. Ho, C. Hirata, N. Padmanabhan, U. Seljak and N. Bahcall, *Phys. Rev.* **D78**, 043519 (2008), [arXiv:0801.0642].
- [17] C. M. Hirata, S. Ho, N. Padmanabhan, U. Seljak and N. A. Bahcall, *Phys. Rev.* **D78**, 043520 (2008), [arXiv:0801.0644].
- [18] I. Sawicki, Y.-S. Song and W. Hu, *Phys. Rev.* **D75**, 064002 (2007), [arXiv:astro-ph/0606285].
- [19] A. Lewis, A. Challinor and A. Lasenby, *Astrophys. J.* **538**, 473 (2000), [arXiv:astro-ph/9911177].
- [20] S. Seahra, W. Hu and Y.-S. Song, in preparation (2009).
- [21] A. Cardoso, K. Koyama, S. S. Seahra and F. P. Silva, *Phys. Rev.* **D77**, 083512 (2008), [arXiv:0711.2563].
- [22] WMAP, J. Dunkley *et al.*, *Astrophys. J. Suppl.* **180**, 306 (2009), [arXiv:0803.0586].
- [23] C.-L. Kuo *et al.*, *Astrophys. J.* **664**, 687 (2007), [arXiv:astro-ph/0611198].
- [24] A. C. S. Readhead *et al.*, *Astrophys. J.* **609**, 498 (2004), [arXiv:astro-ph/0402359].
- [25] K. Grainge *et al.*, *Mon. Not. Roy. Astron. Soc.* **341**, L23

- (2003), [arXiv:astro-ph/0212495].
- [26] The SNLS, P. Astier *et al.*, *Astron. Astrophys.* **447**, 31 (2006), [arXiv:astro-ph/0510447].
- [27] HST, W. L. Freedman *et al.*, *Astrophys. J.* **553**, 47 (2001), [arXiv:astro-ph/0012376].
- [28] A. Lewis and S. Bridle, *Phys. Rev.* **D66**, 103511 (2002), [arXiv:astro-ph/0205436].
- [29] J. Hamann, S. Hannestad, G. G. Raffelt and Y. Y. Y. Wong, *JCAP* **0708**, 021 (2007), [arXiv:0705.0440].
- [30] T. H. Jarrett *et al.*, *Astron. J.* **119**, 2498 (2000), [arXiv:astro-ph/0004318].
- [31] M. F. Skrutskie *et al.*, *Astron. J.* **131**, 1163 (2006).
- [32] SDSS, J. K. Adelman-McCarthy *et al.*, *Astrophys. J. Suppl.* **175**, 297 (2008), [arXiv:0707.3413].
- [33] J. J. Condon *et al.*, *Astron. J.* **115**, 1693 (1998).
- [34] K. Koyama and R. Maartens, *JCAP* **0601**, 016 (2006), [arXiv:astro-ph/0511634].
- [35] A. Lue, R. Scoccimarro and G. D. Starkman, *Phys. Rev.* **D69**, 124015 (2004), [arXiv:astro-ph/0401515].
- [36] The 2dFGRS, S. Cole *et al.*, *Mon. Not. Roy. Astron. Soc.* **362**, 505 (2005), [arXiv:astro-ph/0501174].
- [37] SDSS, N. Padmanabhan *et al.*, *Mon. Not. Roy. Astron. Soc.* **359**, 237 (2005), [arXiv:astro-ph/0407594].