

Primordial Black Holes as Dark Matter through Higgs Criticality

Samuel Passaglia,^{1,*} Wayne Hu,¹ and Hayato Motohashi²

¹*Kavli Institute for Cosmological Physics, Department of Astronomy & Astrophysics,
Enrico Fermi Institute, University of Chicago, Chicago, IL 60637*

²*Center for Gravitational Physics, Yukawa Institute for Theoretical Physics, Kyoto University, Kyoto 606-8502, Japan*

(Dated: December 6, 2019)

We study the dynamics of a spectator Higgs field which stochastically evolves during inflation onto near-critical trajectories on the edge of a runaway instability. We show that its fluctuations do not produce primordial black holes in sufficient abundance to be the dark matter, nor do they produce significant second-order gravitational waves. First we show that the Higgs produces larger fluctuations on CMB scales than on PBH scales, itself a no-go for a viable PBH scenario. Then we track the superhorizon perturbations nonlinearly through reheating using the δN formalism to show that they are not converted to large curvature fluctuations. Our conclusions hold regardless of any fine-tuning of the Higgs field for both the Standard Model Higgs and for Higgs potentials modified to prevent unbounded runaway.

I. INTRODUCTION

Bottom-up naturalness suggests that new physics should appear at the TeV scale to stabilize the Higgs mass [1]. Unfortunately, no physics beyond the Standard Model (SM) has yet been found by the LHC, nor have weakly interacting massive particles been found in dark matter direct detection experiments.

If naturalness is abandoned as a guiding principle, then there may be no new physics intervening before the Planck scale. If this possibility is taken seriously, then the SM exhibits the unusual property that the Higgs effective potential turns over at large field values [2] and our electroweak vacuum is metastable, with a lifetime longer than the age of our Universe [3].

This near-criticality of the Higgs has cosmological consequences [4–7], and it may also be that cosmology can help elucidate its origins and provide the solution to the Higgs naturalness problem [8–10].

In particular, Ref. [11] proposed that Higgs criticality could explain the existence of the dark matter within the SM as primordial black holes (PBHs). Furthermore this scenario provides a potential anthropic reason why the Higgs should be near critical [12, 13]. Here the Higgs field is a spectator during inflation and not the inflaton itself if its coupling to gravity is not large (see, e.g., [14–17]). Large Higgs fluctuations are formed during inflation, and they are potentially converted to large superhorizon curvature perturbations after inflation due to Higgs criticality. Once they reenter the horizon during radiation domination, PBHs of horizon scale mass form from their gravitational collapse (see Ref. [18] for a recent review) and in certain specific mass ranges provide a viable dark matter candidate [19, 20].

To form PBHs in sufficient abundance to be the dark matter, curvature perturbations must be amplified to $\sim 10^{-1}$ on small scales while not violating the $\sim 10^{-5}$

constraints on CMB scales [21, 22]. We will focus in this paper on both these conditions and carefully assess the viability of this scenario.

This paper is organized as follows: in §II we provide a general overview of the Higgs instability and the PBH production mechanism; in §III we compute the Higgs power spectrum produced during inflation on all observationally relevant scales; in §IV we track these Higgs fluctuations nonlinearly through reheating to compute the curvature fluctuations on which the PBH abundance depends; and we summarize our results in §V.

Throughout this paper, a prime $'$ denotes a derivative with respect to the e -folds N , where $N = 0$ marks the end of inflation, and an overdot $\dot{}$ denotes a derivative with respect to the conformal time η . We assume a spatially flat background metric throughout and work in units in which $M_{\text{Pl}} \equiv 1/\sqrt{8\pi G} = 1$ unless otherwise specified.

II. HIGGS INSTABILITY MECHANISM

In this section, we review the general features of the Higgs instability mechanism for producing PBH dark matter and the principles governing the spectrum of perturbations it generates.

The Higgs field acts as a spectator during inflation, which is driven by an inflaton field, but converts its quantum fluctuations into curvature fluctuations once it decays after inflation. If these quantum fluctuations are amplified into large enough curvature fluctuations by the Higgs instability, they will form PBHs when they re-enter the horizon in the radiation dominated epoch.

In particular, after inflation the spatial metric on a uniform total energy density hypersurface,

$$g_{ij} = a^2 e^{2\zeta} \delta_{ij}, \quad (1)$$

possesses a curvature perturbation ζ that can be decomposed as

$$\zeta = \left(1 - \frac{\rho'_h}{\rho'_{\text{tot}}}\right) \zeta_r + \frac{\rho'_h}{\rho'_{\text{tot}}} \zeta_h, \quad (2)$$

* passaglia@uchicago.edu

in linear theory. Here ζ_r is the curvature perturbation on hypersurfaces of uniform energy density ρ_r of reheat products from the inflaton, and ζ_h is the curvature perturbation on hypersurfaces of uniform Higgs energy density ρ_h . Here $\rho_{\text{tot}} \equiv \rho_r + \rho_h$ is the total energy density.

For this mechanism to succeed observationally, the variance per logarithmic interval in k of the Fourier modefunction ζ^k ,

$$\Delta_\zeta^2(k) \equiv \frac{k^3}{2\pi^2} |\zeta^k|^2, \quad (3)$$

must be small on the large scales probed by anisotropies in the CMB,

$$\Delta_\zeta^2(k_{\text{CMB}}) \sim 10^{-9}, \quad (4)$$

while on small scales associated with primordial black holes the power spectrum must reach

$$\Delta_\zeta^2(k_{\text{PBH}}) \sim 10^{-2}, \quad (5)$$

so that enough regions are over the collapse threshold $\zeta_c \sim 1$ to form PBHs in sufficient abundance to be the dark matter [21, 22]. Moreover, the large-scale modes should be sourced predominantly by a single degree of freedom in order to comply with isocurvature constraints from the CMB. The working assumption for a successful model is that inflaton perturbations lead to a ζ which dominates on CMB scales while Higgs fluctuations produce one which dominates on PBH scales. We use a superscript k to denote relations that are exclusively in Fourier space as opposed to real space quantities or linear relations that apply to both.

Although the Higgs field h is a spectator during inflation, the mechanism works by enhancing its impact on the total ζ by exploiting the unstable, unbounded nature of the Higgs potential $V(h)$ at large field values $h > h_{\text{max}}$ in the Standard Model. In particular, the effective Higgs potential at field values far larger than its electroweak vacuum expectation value can be approximated as [6, 12]

$$V(h) = \frac{1}{4} \lambda h^4, \quad (6)$$

with $\lambda = \lambda^{\text{SM}}$ and

$$\lambda^{\text{SM}} \simeq -b \ln \left(\frac{h^2}{h_{\text{max}}^2 \sqrt{e}} \right), \quad (7)$$

where h_{max} is the location of the maximum of the Higgs potential which separates the familiar metastable electroweak vacuum from the unstable region, and b controls the flatness of the potential around the maximum. h_{max} and b are computable given the parameters of the SM, and in this work, we choose to fix them at representative values $h_{\text{max}} = 4 \times 10^{12}$ GeV and $b = 0.09/(4\pi)^2$, corresponding to a top quark mass $M_t \simeq 172$ GeV, following Refs. [11–13] to facilitate comparisons. The Higgs instability exists for $M_t \gtrsim 171$ GeV [8], which includes the range from the most recent constraints by the Tevatron

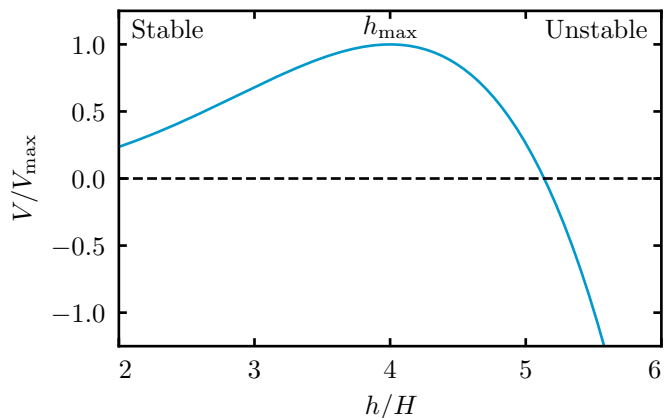


FIG. 1. Beyond the field value h_{max} , the Standard Model Higgs effective potential turns over and decreases rapidly, with an unbounded true vacuum of negative energy density. In the PBH scenario, the spectator Higgs rolls down the unstable potential, amplifying its stochastic field fluctuations.

and the LHC [23–26]. Here we have neglected an effective mass term for the Higgs generically generated by a nonminimal Higgs coupling to the Ricci scalar, since at the level expected from quantum corrections it does not change the qualitative features of the mechanism [12].

We show the potential just around its maximum in Fig. 1, and across a wider range of scales in Fig. 2 on the unstable side in order to illustrate the field values that will be crucial to the Higgs instability phenomenology detailed in the following sections. Specifically, for a representative choice for the Hubble scale during inflation $H = 10^{12}$ GeV which we employ throughout for illustration, the potential maximum is at

$$h_{\text{max}} = 4H. \quad (8)$$

When $h < h_{\text{max}}$, the minimum corresponds to our familiar electroweak vacuum, while for $h > h_{\text{max}}$, the potential decreases and is unbounded from below.

On the unstable side of the potential, the Higgs at first rolls slowly relative to the Hubble rate before accelerating as it rolls down the instability. The location where the Higgs' roll in one e -fold becomes comparable to $H/2\pi$ defines the classical roll scale h_{cl} , which we shall define precisely in §III. For our parameter choices, it lies at

$$h_{\text{cl}} \simeq 8.3H. \quad (9)$$

At the scale k_{cl} which crosses the horizon at $N_{\text{cl}} \equiv N(h_{\text{cl}})$, the power spectrum of ζ_h at horizon crossing becomes order unity,

$$\Delta_{\zeta_h}^2(k_{\text{cl}}) \sim 1. \quad (10)$$

Our working assumption is that the classical-roll scale k_{cl} will be the one to produce primordial black holes, $k_{\text{cl}} = k_{\text{PBH}}$. We will show in §III that this implies that the Higgs is in fact on the unstable side of the potential during all phases of inflation relevant for observation. In

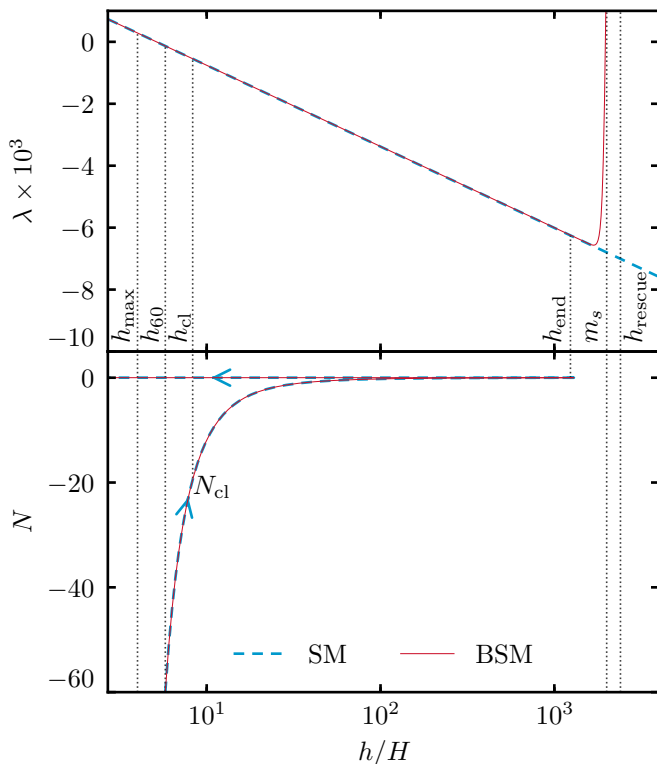


FIG. 2. Quartic coupling λ and e -folds N corresponding to the Higgs field position h , with marked special values as computed in §III and §IV: h_{\max} , the maximum of the Higgs potential; h_{60} , its position 60 e -folds before the end of inflation; h_{cl} , its classical roll position; h_{end} , its position at the end of inflation; h_{rescue} , beyond which the SM Higgs cannot be “rescued” by reheating so that it rolls back and oscillates around the origin after inflation. The BSM Higgs adds a coupled scalar of suitable mass m_s to eliminate the runaway instability.

particular, the CMB scales left the horizon during inflation a few e -folds after our Hubble patch crossed the horizon, which we will assume is 60 e -folds before the end of inflation. At this time, the Higgs is on the unstable side of the potential at

$$h_{60} \simeq 5.8H, \quad (11)$$

if we take the field value at the end of inflation to be

$$h_{\text{end}} \simeq 1200H, \quad (12)$$

which we will see below is approximately the largest value possible. This also leads to $N_{\text{cl}} \sim -20$. If PBHs are produced on that scale then they have a small mass $M_{\text{PBH}} \simeq 10^{-15}M_{\odot}$ at formation, and after mergers and accretion could today lie in the region $M_{\text{PBH}} \simeq 10^{-12}M_{\odot}$ where all the dark matter could be in the form of PBHs [19, 20].

The Higgs continues to roll to larger field values until the end of reheating when interactions with the thermal bath lift the effective Higgs potential. If the Higgs lies within a maximum rescuable distance h_{rescue} ,

$$h_{\text{rescue}} \simeq 2400H, \quad (13)$$

which we compute in §IV, then after inflation it rolls safely back to the metastable electroweak vacuum, oscillating in a roughly quadratic potential with a temperature-dependent mass $\propto T \propto 1/a$ until it decays to radiation on a uniform Hubble surface.

The behavior of Higgs perturbations through reheating is complicated. However, all relevant physical scales are at this stage far outside the horizon. So long as a gradient expansion holds, under which such perturbations can be absorbed into an approximate FLRW background for a local observer, then the curvature field after horizon crossing evolves locally, with no explicit scale-dependence [27]. Therefore the Higgs contribution to the fully nonlinear curvature field ζ on a uniform total density slice after the Higgs decays is related to the curvature ζ_h on constant Higgs slices on superhorizon scales during inflation by

$$\zeta|_{\text{decay}} = R(\zeta_h) \times \zeta_h|_{\text{inflation}}, \quad (14)$$

with all of the complicated physics of reheating absorbed into a local remapping $R(\zeta_h)$. More generally, this local remapping would also involve inflaton curvature fluctuations but these are statistically independent and can be calculated separately in the usual way. In linear theory, the mapping becomes a simple rescaling factor

$$R \equiv \lim_{\zeta_h \rightarrow 0} R(\zeta_h). \quad (15)$$

The power spectrum after Higgs decay is then related mode-by-mode to the power spectrum during inflation in a scale-independent fashion

$$\Delta_{\zeta}^2(k)|_{\text{decay}} = R^2 \Delta_{\zeta_h}^2(k)|_{\text{inflation}}, \quad (16)$$

in which the number R encodes all of the details of reheating.

It is therefore important to emphasize here that if the Higgs instability mechanism is successful, such that $\Delta_{\zeta}^2 \sim 10^{-2}$ on PBH scales after the Higgs decays, then in linear theory R must reach at least 0.1 for the order unity Higgs perturbations (10) to be converted to curvature perturbations with the correct amplitude (5) to form sufficient PBHs and the details of how this is achieved through reheating and Higgs decay are irrelevant for the prediction of the linear power spectrum on other scales. In particular, its value on CMB scales depends solely on the inflationary $\Delta_{\zeta_h}^2(k)$. This form is controlled by the Higgs potential itself and by the evolution of the Hubble rate during inflation. Therefore, the viability with respect to CMB anisotropies of the PBH formation scenarios introduced in the literature [11–13], which all assume mode evolution can be calculated linearly through reheating, can be assessed independently of the details of the reheating model.

On the other hand, we shall see that the nonlinear nature of the Higgs instability plays an important role in the mapping between ζ_h and ζ in Eq. (14). Here, though the mapping remains local in that a given value of $\zeta_h(\vec{x})$ at a

given position \vec{x} is mapped into a specific value of $\zeta(\vec{x})$, Fourier modes no longer evolve independently. Instead, we will compute the mapping using the nonlinear δN formalism. This mapping does depend on the specifics of how inflation ends, but is independent of physical scale. CMB scale fluctuations are in principle calculable from the spatial field $\zeta_h(\vec{x})$ determined by modes that froze out during inflation.

To illustrate these concepts, we make a few simplifying assumptions about how inflation and reheating proceed. We show in §III that the most optimistic case for the scenario occurs when H is effectively constant through inflation (see (44)). Therefore rather than introducing a specific inflaton potential we assume that inflation occurs at a fixed H and ends after an appropriate number of e -foldings. The constant Hubble scale during inflation H and the position h_{end} of the Higgs at the end of inflation then together control the number of e -folds between the classical-roll scale h_{cl} and the end of inflation, and therefore they control the physical scales on which PBHs are formed.

We then assume that at the end of inflation, the inflaton decays instantly into radiation and that the Higgs later also suddenly decays into radiation, as in the model proposed in Ref. [11]. Maximizing R in linear theory requires that the position of the Higgs at the end of inflation, h_{end} , is as close as possible to the maximum rescuable distance h_{rescue} . This criticality requirement motivates the various choices of scale in Eqs. (8)-(12), following Ref. [11]. Once h_{end} is set in this way, the value $H = 10^{12}$ GeV is chosen to give a certain mass scale to PBHs by fixing $N_{\text{cl}} \sim -20$.

However, evolving the Higgs on the unstable side of its potential during inflation is dangerous, and the required proximity of h_{end} to h_{rescue} aggravates the situation beyond linear theory. Due to quantum fluctuations of the Higgs during inflation, there are regions in which the local Higgs value at the end of inflation exceeds the background value, overshoots h_{rescue} , and cannot be restored by reheating to the metastable electroweak vacuum created thermally. Such vacuum decay bubbles, with infinitely growing $|\rho_h|$, expand even after the end of inflation and eventually engulf our current horizon. These quantum fluctuations occur independently in the e^{120} causally disconnected regions at $N_{\text{cl}} \sim -20$ which make up our current horizon, and therefore avoiding the vacuum decay bubbles requires extreme fine-tuning [12]. In §IV D, we will cast this fine-tuning in terms of a breakdown in linear theory at the end of inflation, and we will show using the nonlinear δN formalism that fine-tuning away the vacuum decay bubbles directly tunes away the PBH abundance.

Vacuum decay bubbles can be avoided by stabilizing the Higgs at some large field value between h_{end} and h_{rescue} . By adding a singlet heavy scalar of mass m_s with appropriate couplings to the theory, a threshold effect can be exploited to lift the Higgs effective potential during inflation and induce a new true minimum at

$h \sim m_s$, preventing unbounded runaway [13, 28]. For the purposes of this mechanism this Higgs potential beyond the Standard Model can be modeled as

$$\lambda^{\text{BSM}} \simeq \lambda^{\text{SM}} + \frac{\delta\lambda}{2} \left[1 + \tanh\left(\frac{h - m_s}{\delta}\right) \right], \quad (17)$$

such that for $h \ll m_s$ the potential is as in the SM, given in (7), while for $h \gg m_s$ the potential is increased by $\delta\lambda(h^4/4)$. The step height $\delta\lambda$ should be such that the Higgs potential is stabilized, the step position m_s should be close to h_{rescue} , and the step width δ sufficiently narrow to not interfere with h_{end} . In Fig. 2, we plot this potential with the representative choices $\{\delta\lambda, m_s, \delta\} = \{0.02, 2000H, 100H\}$. While the BSM potential does not suffer from vacuum decay bubbles, it still experiences a breakdown in linearity at the end of inflation. We will therefore also use the nonlinear δN formalism to compute the conversion of ζ_h to ζ in this case.

Despite this difference at the end of inflation, the SM and BSM potentials are identical until large field values and therefore $\Delta_{\zeta_h}^2$ during inflation is the same in both potentials. Fluctuations at this stage can be locally remapped onto Δ_{ζ}^2 . For a successful PBH model, this remapping must still achieve $\Delta_{\zeta}^2 \sim 10^{-2}$ in both cases. We will therefore focus on the SM potential until we begin discussing nonlinear effects at the end of inflation in §IV.

III. INFLATIONARY HIGGS SPECTRUM

In this section, we compute the power spectrum of the Higgs fluctuations from their production inside the horizon through to a common epoch when all modes relevant for observation are superhorizon in scale.

In §III A, we present the equation of motion for the Higgs and describe the local competition between stochastic kicks and classical roll which governs its evolution. In §III B, we argue that a well-defined background for the Higgs exists during the inflationary epochs relevant for observations, and that Higgs fluctuations during inflation can be computed by linearizing around this background mode-by-mode. In §III C, we follow this procedure and compute the Higgs power spectrum during inflation at all scales relevant for observations, regarding the Higgs field as a spectator and hence dropping metric perturbations. In App. A, we show that our results are consistent with the creation of our background by superhorizon stochastic kicks. In App. B we discuss the role of metric perturbations and nonadiabatic pressure in the evolution of Higgs fluctuations.

Combined, these arguments will show that during inflation the Higgs power spectrum at CMB scales is larger than the Higgs power spectrum at the primordial black hole scales

$$\Delta_{\zeta_h}^2(k_{\text{CMB}}) > \Delta_{\zeta_h}^2(k_{\text{PBH}}). \quad (18)$$

After the conversion of these superhorizon Higgs fluctuations during inflation into curvature fluctuations after inflation through Eq. (14), this leads to

$$\Delta_{\zeta}^2(k_{\text{CMB}}) > \Delta_{\zeta}^2(k_{\text{PBH}}), \quad (19)$$

in linear theory. Accounting for nonlinearity, we shall see that a similar relation between the scales holds as long as the mapping between the Higgs and curvature fluctuations is local. Therefore the first conclusion of the present paper is that in the Higgs vacuum instability scenario, a large amplitude of the power spectrum on small scales generating PBHs is ruled out by the CMB normalization. Conversely, if one chooses a different set of parameters in this scenario in order to satisfy the CMB normalization, one ends up with a small-scale power spectrum of at most $\mathcal{O}(10^{-9})$ which fails to form PBHs.

A. Classical Roll vs Stochastic Kicks

The equation of motion for the position- and time-dependent Higgs field $h(\vec{x}, N)$ is the Klein-Gordon equation

$$\square h(\vec{x}, N) = \frac{\partial V}{\partial h} \Big|_{h(\vec{x}, N)} \equiv V_{,h} \Big|_{h(\vec{x}, N)}, \quad (20)$$

where here and throughout we denote partial derivatives with comma subscripts for compactness.

An important scale in this equation is the classical-roll scale h_{cl} , defined as follows. Every e -fold, the potential derivative leads $h(\vec{x}, N)$ to roll by

$$\Delta h \simeq -\frac{1}{3H^2} V_{,h} \Big|_{h(\vec{x}, N)}. \quad (21)$$

Meanwhile, if one splits the field into a piece averaged on scales larger than a fixed proper distance $\sim 1/H$ and small scale modes which continually cross the averaging scale, the small scale modes can be viewed as providing a local stochastic noise term to the equation for the coarse-grained superhorizon field [29, 30]. The rms of this noise term each e -fold is

$$\langle \Delta h^2 \rangle^{\frac{1}{2}} \simeq \frac{H}{2\pi}. \quad (22)$$

In the language of perturbation theory, this is the per e -fold rms of the free field fluctuation δh and leads to a stochastic behavior of $h(\vec{x}, N)$. There are no subtleties involved in using N as a time coordinate since the number of e -folds is not a stochastic quantity so long as the Higgs remains a spectator.

The location h_{cl} in the potential where the roll contribution and the stochastic contribution are equal,

$$-\frac{1}{3H^2} V_{,h} \Big|_{h_{\text{cl}}} = \frac{H}{2\pi}, \quad (23)$$

defines the ‘classical roll’ scale h_{cl} beyond which the classical term dominates the evolution of $h(\vec{x}, N)$. We show this scale in Fig. 2, where it lies at $h_{\text{cl}} \simeq 8.3H$.

The classical-roll scale is important because in slow-roll, Higgs modes which cross the horizon when the background satisfies Eq. (23) generically have a large power spectrum. In particular, the Higgs power spectrum at the scale k_{cl} which crosses the horizon at $N_{\text{cl}} = N(h_{\text{cl}})$ is order one at horizon crossing,

$$\Delta_{\zeta_h}^2(k_{\text{cl}}) \sim \frac{\langle \Delta h^2 \rangle}{(\Delta h)^2} \sim 1. \quad (24)$$

If these Higgs fluctuations are converted to large curvature fluctuations, they can satisfy the requirements of §II such that $k_{\text{cl}} = k_{\text{PBH}}$.

B. Background and Linearization

We split $h(\vec{x}, N)$ equation into a background and perturbations

$$h(\vec{x}, N) = h(N) + \delta h(\vec{x}, N). \quad (25)$$

Here we define the background to be the part of the field representing the spatial average over our Hubble patch. Therefore at $N \sim -60$, the spatial average for the perturbation vanishes, $\langle \delta h(\vec{x}, -60) \rangle = 0$. The fluctuations are then generated by kicks from quantum fluctuations at $N > -60$.

To evolve the Higgs field under Eq. (20) we need to evaluate its position on the potential after $N = -60$, as established by its classical roll or quantum kicks. To do this, we need to establish whether the perturbations $\delta h(\vec{x}, N)$ are linear around the background $h(N)$.

For the mechanism to work, there should be a well-defined classical roll to the Higgs field at N_{cl} , and we can linearize the Higgs fluctuations at that epoch as usual [11, 12]. Between $-60 \lesssim N \lesssim N_{\text{cl}}$, there is a competition between the local stochastic kicks and the bulk classical roll, and we need to check whether the kicks destabilize the average field in our Hubble patch.

In linear theory, stochastic kicks at the same \vec{x} but subsequent times evolve independently from each other. In particular, the potential term in the Klein-Gordon equation controls their interactions. When the Higgs is a spectator field, and we can expand this term around the homogeneous piece as

$$V_{,h} \Big|_{h(\vec{x}, N)} = V_{,h} \Big|_{h(N)} + \delta h(\vec{x}, N) V_{,hh} \Big|_{h(N)} + \dots \quad (26)$$

where ‘ \dots ’ contains terms higher order in $\delta h(\vec{x}, N)$. If we neglect the higher order terms, then each subsequent kick evolves as a free field and, as previously mentioned, has rms $H/2\pi$ at horizon crossing. The higher order terms then are suppressed relative to the linear term by

$$\frac{1}{2} \frac{V_{,hhh}}{V_{,hh}} \sqrt{\langle \delta h^2 \rangle} \simeq \frac{1}{2} \frac{V_{,hhh}}{V_{,hh}} \frac{H}{2\pi}, \quad (27)$$

in which we approximate all modes by their value at horizon crossing, which is appropriate while both the inflaton

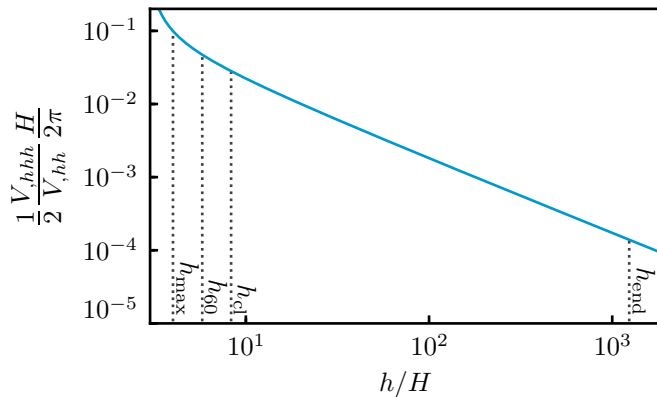


FIG. 3. Interaction strength for modes of the typical horizon crossing amplitude $H/2\pi$ from (27). Since it is far less than one at the relevant scales h_{60} and h_{cl} , modes evolve independently and the cumulative background roll (31) dominates over the stochastic displacement (28). Linear perturbation theory holds until δh grows much larger than $H/2\pi$, near h_{end} (see §IV D).

and the Higgs fields are slowly rolling. We plot this quantity for the Standard Model Higgs potential in Fig. 3 and show that it is less than one at all scales in the unstable region.

Therefore, the distance traveled due to stochastic kicks between $N = -60$ and N_{cl} accumulates as a random walk. For $N_{cl} = -20$, they therefore lead to a displacement

$$|\Delta h|_{\text{stochastic}} = \frac{H}{2\pi} \times \sqrt{40} \simeq H. \quad (28)$$

This is significantly less than the distance between the classical-roll scale $h_{cl} = 8.3H$ and the maximum of the potential $h_{max} = 4H$. This means that stochastic kicks do not, over 40 e -folds, kick our horizon into the other side of the potential. Therefore our whole Hubble volume was on the unstable side of the potential when it crossed the inflationary horizon at $N = -60$.

Moreover, the total displacement from stochastic kicks (28) is less than the amount the background field rolls in these 40 e -folds as we shall now see. For a homogeneous field $h(N)$, Eq. (20) becomes

$$h'' + (3 - \epsilon_H)h' + \frac{V_{,h}}{H^2} = 0, \quad (29)$$

where $\epsilon_H = -H'/H$ is the first Hubble slow-roll parameter, which is zero during the exact de Sitter inflation in our fiducial model.

The initial conditions h_{60} and h'_{60} for this equation should be such that the Higgs reaches the desired field position h_{end} at the end of inflation close enough to h_{rescue} such that R is maximized. With one constraint and two initial values, a range of h'_{60} and h_{60} can lead to $h(N=0) = h_{end}$. Assuming attractor initial conditions

for the Higgs, we choose

$$h'_{60} = -\frac{1}{(3 - \epsilon_H)H^2} V_{,h}|_{h_{60}}, \quad (30)$$

making the initial field position given by Eq. (11) $h_{60} \simeq 5.8H$, when h_{end} is set by Eq. (12).

Therefore the classical roll from -60 to N_{cl} is

$$|\Delta h|_{\text{roll}} = |h_{60} - h_{cl}| = 2.5H, \quad (31)$$

which is significantly larger than the stochastic displacement (28) but is nonetheless safely on the unstable side of the potential. This occurs despite the fact that each stochastic kick is larger than the per e -fold roll because the roll is coherent across our Hubble volume while the kicks are random.

Therefore we have a consistent picture where if we begin with an average field in our horizon volume around $h_{60} \sim 5.8H$, then our local background will reach h_{cl} at $N \sim -20$, unspoiled by stochastic kicks. Between these scales perturbations are linear, thanks to Fig. 3, and subdominant over the background roll. Our background will then continue to roll to h_{end} , where the Higgs will be uplifted. We plot this background in the lower panel of Fig. 2. In App. A we show that this picture is consistent with the creation of our background from superhorizon stochastic fluctuations.

We can now use this background to solve for δh mode by mode during inflation for all relevant observational scales as in linear theory. This linearization depends on ignoring the interaction of Higgs fluctuations rather than the full machinery of linear perturbation theory for the metric and the matter, and in particular its validity does not assume $|\zeta_h| \ll 1$. Higgs nonlinearities become important in the last e -fold of inflation and beyond as the field fluctuations are amplified by the Higgs instability. Such nonlinear effects will affect the superhorizon CMB and PBH modes equally as we shall show in §IV.

C. Higgs Power Spectrum

The linearized Klein-Gordon equation for the Fourier mode $\delta h^k(N)$ of $\delta h(\vec{x}, N)$ in spatially flat gauge is

$$\left(\frac{d^2}{d\eta^2} + 2\frac{\dot{a}}{a} \frac{d}{d\eta} + k^2 \right) \delta h^k + a^2 \delta V_{,h}^k \simeq 0, \quad (32)$$

where $\delta V_{,h}^k = V_{,hh} \delta h^k$ during inflation. Here we have dropped metric perturbations, which are suppressed when the Higgs is a spectator; we restore these in App. B for completeness (see (B4)).

The Klein-Gordon equation can then be conveniently expressed in terms of the auxiliary variable $u^k \equiv a \delta h^k$,

$$\ddot{u}^k + \left(k^2 - \frac{\ddot{a}}{a} + a^2 V_{,hh} \right) u^k = 0, \quad (33)$$

which holds at all orders of background and Higgs slow roll parameters. To order $\mathcal{O}(\epsilon_H^2)$ and $\mathcal{O}(\epsilon_H \eta_H)$, where η_H is the second Hubble roll parameter (see, e.g., Ref. [31]), but fully general in terms of the Higgs roll, we can write

$$\ddot{u}^k + \left(k^2 - \frac{\ddot{z}}{z}\right) u^k = 0, \quad (34)$$

where

$$z \equiv H\dot{h}. \quad (35)$$

This equation, of the Mukhanov-Sasaki type, is conveniently solved in the variable $s \equiv \eta_{\text{end}} - \eta$, the positive decreasing conformal time to the end of inflation (see, e.g., Refs. [32, 33]).

First, let us focus on the evolution in the superhorizon regime. In that limit, the analytic solution for the Mukhanov-Sasaki equation (34) is given by

$$\frac{u^k}{z} = c_0 + c_1 \int \frac{d\eta}{z^2}, \quad (36)$$

where c_0 and c_1 are constants. So long as the second mode is decaying, we therefore have that on superhorizon scales

$$\frac{\delta h^k}{h'} = c_0 H^2 + \mathcal{O}(\epsilon_H, \eta_H). \quad (37)$$

In linear theory, the curvature perturbation on uniform Higgs density slices is obtained by gauge transformation as

$$\zeta_h^k = -\frac{\delta \rho_h^k}{\rho_h'} \simeq -\frac{\delta h^k}{h'}, \quad (38)$$

where first the approximate equality indicates that when the Higgs is slowly rolling, uniform Higgs density and uniform Higgs field slicing coincide to order ϵ_H (see App. B). More generally ζ_h is defined as the change in e -folds from a spatially flat surface to a constant density Higgs surface. This linear approximation holds so long as $\rho_h''/\rho_h'^2 \delta \rho_h \ll 1$, as it is here (see Eq. (59)).

Using the superhorizon evolution equation (37), we therefore have that if H evolves during inflation, the curvature on uniform Higgs density slices is not conserved on superhorizon scales and in particular decays according to

$$\frac{\zeta_h^{k'}}{\zeta_h^k} = -2\epsilon_H, \quad (39)$$

at leading order in ϵ_H . This estimate of superhorizon evolution assumes only background slow roll.

This superhorizon evolution is due to a pressure perturbation on uniform density slices for the Higgs, in other words a nonadiabatic pressure, induced because the uniform Higgs density slicing is not a uniform Hubble slicing when $\epsilon_H \neq 0$. We study this phenomenon in detail in App. B. Conversely, if H is constant, then the fact

that the Higgs field evolves onto an attractor solution implies that nonadiabatic stress vanishes thereafter and ζ_h is conserved nonlinearly. In this case, much like single-field slow-roll inflation, the Higgs field supplies the only clock and field perturbations are equivalent to changing that clock on the background trajectory.

Next, let us focus on the evolution from subhorizon scales to the superhorizon regime. This evolution can be tracked by solving the Mukhanov-Sasaki equation (34) with Bunch-Davies initial conditions deep inside the horizon

$$u^k(s) = \frac{1}{\sqrt{2k}} \left(1 + \frac{i}{ks}\right) e^{iks}. \quad (40)$$

For analytic estimates, we can assume slow-roll evolution of z , in which case we can take the de Sitter modefunction (40) to the superhorizon limit, and find that each field fluctuation crosses the horizon with amplitude

$$\delta h^k \simeq \frac{iH}{\sqrt{2k^3}}, \quad (41)$$

and the field fluctuation power spectrum at that time is

$$\Delta_{\delta h}^2(k) = \frac{k^3}{2\pi^2} |\delta h^k|^2 \simeq \left(\frac{H}{2\pi}\right)^2. \quad (42)$$

Using the gauge transformation Eq. (38) with the field fluctuation Eq. (41) and the field velocity from the slow-roll solution of Eq. (29), the curvature perturbation on uniform Higgs density hypersurfaces at horizon crossing is

$$\begin{aligned} \zeta_h^k(\eta_k) &\simeq -\frac{iH}{\sqrt{2k^3}} \frac{1}{h'} \Big|_{\eta_k} \\ &\simeq -\frac{iH}{\sqrt{2k^3}} \frac{(3 - \epsilon_H)H^2}{-V_{,h}} \Big|_{\eta_k}. \end{aligned} \quad (43)$$

To lowest order in Higgs- and background-slow-roll η_k is chosen to be the epoch of horizon-crossing $k\eta_k = 1$, but to next order can be optimized to $k\eta_k = \exp[7/3 - \ln 2 - \gamma_E]$, with γ_E the Euler-Mascheroni constant [32, 33].

We can now estimate the relative amplitude of $\Delta_{\zeta_h}^2$ on CMB and PBH scales. Choosing some comparison time η_* once both scales have exited the horizon but far enough from the end of inflation that slow-roll parameters are still small, we have

$$\begin{aligned} \frac{\Delta_{\zeta_h}^2(k_{\text{CMB}})}{\Delta_{\zeta_h}^2(k_{\text{PBH}})} \Big|_{\eta_*} &\simeq \left(\frac{H_{\text{PBH}}}{H_{\text{CMB}}}\right)^4 \frac{k_{\text{CMB}}^3 \left|\zeta_h^{k_{\text{CMB}}}\right|_{\eta_k}^2}{k_{\text{PBH}}^3 \left|\zeta_h^{k_{\text{PBH}}}\right|_{\eta_k}^2} \\ &\simeq \left(\frac{H_{\text{CMB}}}{H_{\text{PBH}}}\right)^2 \left(\frac{V_{,h}|_{\text{PBH}}}{V_{,h}|_{\text{CMB}}}\right)^2, \end{aligned} \quad (44)$$

where we have used at horizon crossing the Higgs slow-roll expression (43) and outside the horizon the Hubble

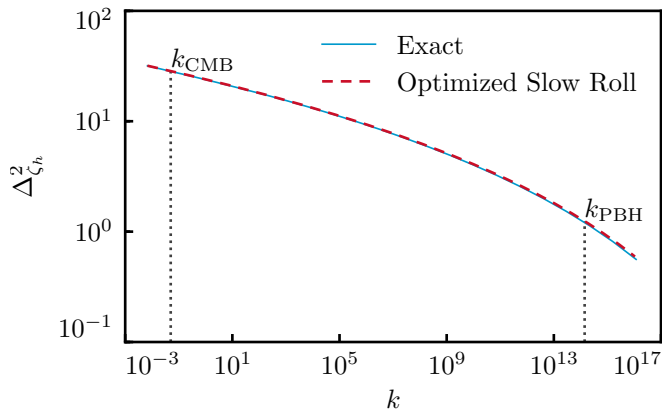


FIG. 4. The Higgs power spectrum during inflation computed as described in §III C on a uniform Higgs energy density slice by exact solution of the Mukhanov-Sasaki equation (34) (solid blue) and by the optimized slow-roll approximation (43) (dashed red), at some time η_* after the relevant modes have crossed the horizon in the optimistic scenario where H is constant until η_* . The Higgs power spectrum is larger on CMB scales than on the classical-roll scales.

slow-roll expression (37). Thus in the generic situation where H is decreasing and the Higgs rolls downhill, we find that $\Delta_{\zeta_h}^2(k_{\text{CMB}})/\Delta_{\zeta_h}^2(k_{\text{PBH}}) > 1$. The most optimistic case for the scenario is therefore the one where H is strictly constant between the CMB and PBH scales, and it still results in $\Delta_{\zeta_h}^2(k_{\text{CMB}})/\Delta_{\zeta_h}^2(k_{\text{PBH}}) > 1$.

We show in Fig. 4 the Higgs power spectrum computed by solving the Mukhanov-Sasaki equation exactly in the optimistic case where H is constant between CMB and classical-roll scales, evaluated at the convenient time η_* when all relevant modes have crossed the horizon. We compare this exact solution to the slow-roll expression (43) with the optimized freeze-out epoch. For decreasing H , the ratio $\Delta_{\zeta_h}^2(k_{\text{CMB}})/\Delta_{\zeta_h}^2(k_{\text{PBH}})$ would be larger than the one estimated from Fig. 4.

These Higgs fluctuations at η_* will be converted to a total curvature fluctuations after Higgs decay by the factor $R(\zeta_h)^2$ which we discuss in §IV. The key is that this mapping affects all mode contributions to ζ_h uniformly. For example in linear theory R is a constant whose value must be ~ 0.1 for successful PBH formation at k_{PBH} . Eq. (44) determines the total curvature power relative to this scale. In particular, the power spectrum at CMB scales is an order of magnitude larger than the power spectrum at the classical-roll scale. It is simply a feature of the Higgs potential that the field slope increases as the Higgs goes farther into the unstable region, and therefore that the Higgs fluctuation shrinks as k increases. Thus, a model with $\Delta_{\zeta_h}^2(k_{\text{CMB}})/\Delta_{\zeta_h}^2(k_{\text{PBH}}) > 1$ that forms PBHs at k_{PBH} will necessarily violate CMB constraints.

The results of this section hold equally for the SM and BSM potential. The difference between the two potentials enters only into $R(\zeta_h)$ which converts these results into the final curvature perturbation after Higgs decay. More generally as long as this mapping depends only on

field amplitude and not on k explicitly, PBHs cannot be formed from the Higgs instability without violating CMB constraints.

* * *

In summary, we have shown that during inflation

$$\Delta_{\zeta_h}^2(k_{\text{CMB}}) > \Delta_{\zeta_h}^2(k_{\text{PBH}}). \quad (45)$$

As we argued in §II, the conversion of the inflationary ζ_h to the final ζ depends only on the amplitude of ζ_h and thus all the information about reheating can be encoded in a scale-independent function $R(\zeta_h)$.

This means that in linear theory, where R is a constant, if primordial black holes are produced on small scales then on large scales

$$\Delta_{\zeta}^2(k_{\text{CMB}}) > \Delta_{\zeta}^2(k_{\text{PBH}}) \gtrsim 10^{-2}, \quad (46)$$

which is incompatible with measurements of the CMB.

Nonlinearly, when CMB and PBH modes cannot be tracked independently through the final e -folding of inflation and reheating, the $\Delta_{\zeta_h}^2(k)$ results in this section provide the superhorizon initial conditions which can be mapped to the final ζ . Given that this local mapping $R(\zeta_h)$ does not distinguish between Higgs fluctuations of different physical scales, we will argue in §IV that even nonlinearly, Higgs induced curvature fluctuations on CMB scales will be larger than those on PBH scales.

We now study in §IV the specific values taken by the conversion function $R(\zeta_h)$ itself. This will allow us to determine whether or not the Higgs fluctuations computed here can be transferred into large enough curvature perturbations to form PBHs, regardless of the compatibility with the CMB. Moreover, given that we have produced large Higgs fluctuations on CMB scales, this will allow us to determine under which conditions Higgs criticality is incompatible with the small curvature fluctuations observed in the CMB.

IV. CURVATURE FLUCTUATIONS FROM REHEATING

We now track the curvature perturbations ζ_h on uniform Higgs density slices during inflation, computed in §III, through the end of inflation, reheating, and Higgs decay to compute the final curvature perturbations ζ on uniform total density hypersurfaces relevant for PBH formation.

In §IV A, we discuss how the Higgs evolves near the end of inflation and present the basic features of the instantaneous reheating model proposed by Ref. [11].

In §IV B, we discuss how to use the nonlinear δN formalism to convert ζ_h to ζ for any local reheating scenario, and we discuss jump conditions which must be satisfied during instantaneous reheating. We also present linearized δN formulae which yield results corresponding

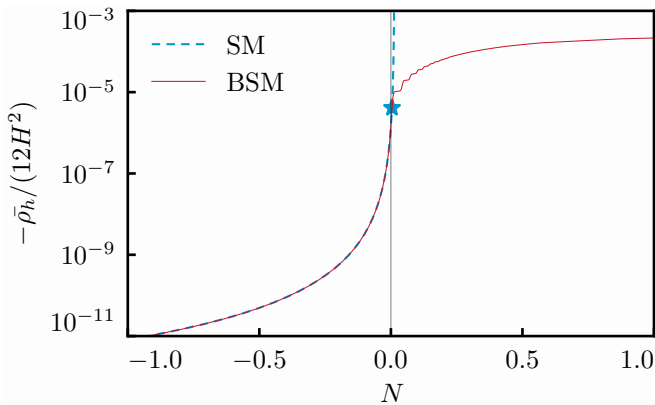


FIG. 5. The (negative) Higgs energy density evolution during inflation, with $H = \text{const.}$ $N = 0$ corresponds to the end of inflation for the background, and $N > 0$ shows how the Higgs energy would evolve in local regions in advance of the background. The SM Higgs (dashed blue) at $N = 0$ is close to saturating the rescue condition (51) (blue star). The BSM Higgs (solid red) hits a wall during inflation and therefore is always rescued. Due to the Higgs attractor behavior, the exact value of $\zeta(0^+)$ for any given local shift $\delta N = \zeta_h$ can be read off using Eq. (57).

to those of linear perturbation theory, allowing an important crosscheck of the computation.

In §IV C, we follow the assumption of Refs. [11–13, 34] that linear theory holds through reheating and we compute explicitly the conversion of the inflationary ζ_h to the final ζ . We show that energy conservation at reheating, neglected in previous works, prevents the model from achieving the required $R = 0.1$ for both the SM and BSM potentials and thus PBH are not produced in sufficient quantities to be the dark matter in linear theory.

In §IV D we show that linear theory is in fact violated at the end of inflation and we explicitly compute the full nonlinear conversion $R(\zeta_h)$ for the SM and BSM Higgs effective potentials. We show that PBH DM is never formed, second-order gravitational waves are suppressed, and only for a special class of criticality scenarios can observable perturbations be produced on CMB scales.

A. Instantaneous Reheating

As the Higgs travels farther and farther on the unstable side of the SM potential, it rolls faster and faster and if inflation never ended its energy density would diverge in finite time. In Fig. 5, we show this ρ_h during this last phase of the instability as a function of the number of e -folds. Of course inflation does end and for our chosen example this occurs at $N = 0$ and a field value h_{end} in the background. In this case, $N > 0$ then shows how the Higgs energy would continue to evolve if inflation did not end at $N = 0$. This range around $N = 0$ will also be useful when we consider perturbations that can be ahead of or behind the background value.

As we can see, the fiducial position of the background SM Higgs we have chosen is near-critical. Its energy is increasing rapidly and if inflation lasts much longer it will gain sufficient energy such that it is no longer a spectator. On this edge, the *background* Higgs field experiences the same evolution in the SM and BSM cases by construction (see Fig. 5).

Once inflation ends, the process of reheating transfers the inflaton’s energy to radiation, which in turn transfers energy to the Higgs by uplifting the Higgs potential to [6]

$$V^T = V + \frac{1}{2}M_{\text{T}}^2 h^2 e^{-h/2\pi T}, \quad M_{\text{T}}^2 \simeq 0.12T^2, \quad (47)$$

with a thermal bath temperature

$$T = \left(\frac{30\rho_{\text{r}}}{\pi^2 g_*} \right)^{1/4}, \quad (48)$$

where $g_* = 106.75$ is the number of degrees of freedom in the Standard Model and ρ_{r} is the radiation density with the usual equation of state

$$\rho'_{\text{r}} = -4\rho_{\text{r}}. \quad (49)$$

If reheating is instantaneous, as proposed by Ref. [11], then the total energy is conserved,

$$(\rho_{\phi} + \rho_h)(0^-) = (\rho_{\text{r}} + \rho_h)(0^+). \quad (50)$$

Since $3H^2(0^-) = (\rho_{\phi} + \rho_h)(0^-)$, neglecting the Higgs’ energy density contribution to H during inflation but including it after entails a dynamically negligible $\mathcal{O}(\rho_h/\rho_{\phi}) \sim \mathcal{O}(\rho_h/3H^2)$ discontinuity in the Hubble rate at the end of inflation H_{end} (see Fig. 5). On the other hand, strict energy conservation (50) at reheating is important because we will evaluate perturbations on constant density surfaces.

The new thermal term in Eq. (47) will rescue the Higgs from the unbounded SM minimum so long as

$$\text{Max}[h] < h_{\text{rescue}}, \quad (51)$$

where $\text{Max}[h]$ is the maximum displacement of the Higgs field and h_{rescue} is the peak of the uplifted potential V^T . Due to the nonzero kinetic energy of the Higgs at the end of inflation, $\text{Max}[h]$ is larger than the field displacement at the end of inflation h_{end} . We mark the maximal point which saturates this bound with a star in Fig. 5.

Neglecting the exponential term, we find that the peak of the uplifted potential at reheating is

$$h_{\text{rescue}}^{(0)} = \frac{M_{\text{T}}}{\sqrt{|\lambda^{\text{SM}}|}}, \quad (52)$$

a solution which can be iterated to account for the exponential term, yielding

$$h_{\text{rescue}}^{(1)} = h_{\text{rescue}}^{(0)} e^{-h_{\text{rescue}}^{(0)}/4\pi T} \sim 1.6\sqrt{H_{\text{end}}M_{\text{Pl}}}, \quad (53)$$

where we have used $|\lambda| \sim 0.007$ and which with $H_{\text{end}} = 10^{12}$ GeV evaluates to $\sim 2500H$. The value of the up-lifted Higgs potential at this approximate maximum is

$$V^T(h_{\text{rescue}}^{(1)}) \sim 0.02H_{\text{end}}^2 M_{\text{Pl}}^2. \quad (54)$$

These scalings are in good agreement with the exact calculation for $h_{\text{rescue}}^{(0)}/4\pi T \ll 1$ and they serve to highlight the dependence of the results with parameter choices. For our fiducial parameter set, the exact calculation yields $h_{\text{rescue}} \simeq 2400H_{\text{end}}$, $V^T(h_{\text{rescue}}) \simeq 0.02H_{\text{end}}^2 M_{\text{Pl}}^2$.

If the Higgs is rescued, then it oscillates in its up-lifted temperature-dependent potential, redshifting as radiation on the cycle-average up to corrections from the non-quadratic components of its potential, until it decays on the e -fold timescale on constant Hubble surfaces. The rescue point is therefore relevant even for the BSM potential. In our example shown in Fig. 5, we set the m_s barrier close to h_{rescue} to maximize the instability while ensuring that the field returns to the electroweak vacuum after reheating.

We now describe in §IV B how to track perturbations through the end of inflation and this instantaneous reheating epoch.

B. Nonlinear Curvature Evolution

The PBH abundance depends on the probability that the local horizon averaged density field exceeds some collapse threshold δ_c . We approximate this by the Gaussian probability that the curvature on uniform total density slices ζ lies above some threshold ζ_c . We therefore need to compute ζ after the Higgs decays.

Nonlinearly in the Higgs field perturbations, the transformation of the curvature on uniform Higgs density slicing during inflation ζ_h to the curvature on uniform total density slicing after inflation ζ can be performed in the δN formalism [35–38], which allows us to evolve super-horizon perturbations by counting the number of e -folds of expansion from an initial flat slice at some convenient initial time N_i to a uniform total density slice at a final time N ,

$$\zeta(N, \vec{x}) = \mathcal{N}(\rho_\alpha(N_i, \vec{x}); \rho_{\text{tot}}(N)) - \bar{\mathcal{N}}(\bar{\rho}_\alpha(N_i); \rho_{\text{tot}}(N)), \quad (55)$$

where \mathcal{N} is the local number of e -folds of expansion from the initial flat hypersurface at N_i on which any fields α have energy densities $\rho_\alpha(N_i, \vec{x}) = \bar{\rho}_\alpha(N_i) + \delta\rho_\alpha(N_i, \vec{x})$ to a final surface of uniform total density $\rho_{\text{tot}}(N)$, and $\bar{\mathcal{N}}$ is the corresponding expansion of the unperturbed universe. Using the separate universe assumption, \mathcal{N} can be computed in terms of background FLRW equations for a universe with the labeled energy contents.

If we chose N_i to be some time during inflation when we know the superhorizon density fluctuation $\delta\rho_h$ (or ζ_h) from our computation in §III, then since we are considering only perturbations sourced by the Higgs we can make

the inflaton density at N_i implicit and keep only the dependence on the initial $\delta\rho_h$. We will perform this fully general calculation in §IV D.

To understand these results, it is also useful to have a simple analytic approximation for the impact of reheating given conditions just before reheating. In this case we can set the initial time just after reheating at $N_i = 0^+$. The Higgs energy density is a small component of the total energy budget, and therefore to leading order in ζ we can evaluate the δN formula assuming that $\rho_{\text{tot}} \propto a^{-4}$ to find

$$\begin{aligned} \zeta(0^+, \vec{x}) &\simeq \frac{1}{4} \ln \left(\frac{\rho_{\text{tot}}(0^+, \vec{x})}{\bar{\rho}_{\text{tot}}(0^+)} \right) \\ &\simeq \frac{\rho_{\text{tot}}(0^+, \vec{x}) - \bar{\rho}_{\text{tot}}(0^+)}{12H_{\text{end}}^2}. \end{aligned} \quad (56)$$

Conservation of energy at reheating (50) then implies the $N = 0$ jump condition

$$\zeta(0^+, \vec{x}) = \frac{\rho_h(0^-, \vec{x}) - \bar{\rho}_h(0^-)}{12H_{\text{end}}^2}. \quad (57)$$

Note that this condition applies to nonlinear Higgs density fluctuations $|(\rho_h - \bar{\rho}_h)/\bar{\rho}_h| \gg 1$ so long as $|(\rho_h - \bar{\rho}_h)/\bar{\rho}_{\text{tot}}| \ll 1$.

We can further simplify this condition by noting that to the extent that H is constant during inflation, which we have shown by (44) is the most optimistic scenario for PBH production, the shift in e -folds to a constant Higgs energy density $\delta N_h = \zeta_h$ is conserved nonlinearly.^{*1} Therefore $\rho_h(0^-, \vec{x}) = \bar{\rho}_h(-\delta N_h)$, with this Higgs density computed as though inflation did not end at $N = 0$ as in Fig. 5. We can therefore read off $\zeta(0^+, \vec{x})$ for a given ζ_h from $\bar{\rho}_h(N)$ as

$$\zeta(0^+, \vec{x}) = \left. \frac{\bar{\rho}_h(-\zeta_h) - \bar{\rho}_h(0^-)}{12H^2} \right|_{\text{inf}}, \quad (58)$$

where $|_{\text{inf}}$ denotes this convention of evaluating the background as if inflation never ends.

Before using these nonlinear formulae (55) and (58) in §IV D, we will in §IV C perform the calculation using linear perturbation theory. To validate the linear theory calculations, below we derive linear approximations to the δN formulae.

The full δN formula (55) can be linearized in $\delta\rho_{h_i} \equiv \delta\rho_h(N_i, \vec{x})$ to obtain

$$\zeta \simeq \frac{\partial \mathcal{N}(\rho_{h_i}; \rho_{\text{tot}})}{\partial \rho_{h_i}} \delta\rho_{h_i} \simeq -\frac{\partial \mathcal{N}(\rho_{h_i}; \rho_{\text{tot}})}{\partial \rho_{h_i}} \rho'_{h_i} \zeta_{h_i}, \quad (59)$$

where ρ_{h_i} and the ρ'_{h_i} are Higgs density and its derivative at N_i and ζ_{h_i} is the Higgs curvature at that time.

^{*1} If H evolves, the leading order effect will be simply to shrink the Higgs δN_h .

Likewise, a linear Taylor expansion of the jump condition (58) is given by

$$\zeta(0^+, \vec{x}) \simeq -\zeta_h(0^-) \times \frac{\rho'_h(0^-)}{12H^2}. \quad (60)$$

The ratio $-\rho'_h(0^-)/12H^2$ is the rescaling factor $R(0^+)$ if H is constant through to the end of inflation.

As we shall see below, these linear δN formulae provide an important point of contact between the nonlinear δN and linear perturbation theory approaches.

C. Linear Conversion

We now follow the assumption of Refs. [11–13, 34] that linear theory holds through reheating, and we show that under this assumption primordial black holes cannot be the dark matter.

While Higgs field values h and δh and their derivatives h' and $\delta h'$ are all continuous through reheating, the Higgs potential and its slope change instantaneously when the Higgs potential is uplifted. Therefore the Higgs energy density,

$$\rho_h = \frac{1}{2} \frac{\dot{h}^2}{a^2} + V^T, \quad (61)$$

its derivative

$$\rho'_h = -3 \frac{\dot{h}^2}{a^2} - V_{,T}^T T, \quad (62)$$

and its perturbation

$$\delta\rho_h = \frac{1}{a^2} \dot{h} \delta\dot{h} + V_{,h}^T \delta h + V_{,T}^T \delta T, \quad (63)$$

are not continuous with their values at $N = 0^-$. δT here is any perturbation in the bath temperature correlated with the Higgs, which we shall see is generically induced at reheating. For simplicity, we have omitted here a contribution to the perturbed energy density coming from the metric lapse perturbation, which we restore in App. B (see (B35)). Its relative contribution is negligible.

The jump in ρ'_h

$$\Delta[\rho'_h] = -V_{,T}^T T, \quad (64)$$

and in the energy density perturbation

$$\Delta[\delta\rho_h] = \delta h (V_{,h}^T - V_{,h}) + V_{,T}^T \delta T, \quad (65)$$

imply that the curvature perturbation (38) on constant Higgs energy density slices is discontinuous at reheating. This instantaneous change in ζ_h is due to an instantaneous source in the conservation equation from the interaction of the Higgs with the thermal bath.

However, the instantaneous increase in the Higgs energy density perturbation $\delta\rho_h$ does not come for free. Conservation of energy, which we imposed at the level of

the background in Eq. (50), also holds locally. It implies that the increase in the Higgs energy density is counterbalanced by an induced perturbation in the radiation field

$$\delta\rho_r(0^+) = -\Delta[\delta\rho_h], \quad (66)$$

and therefore that the Higgs and radiation energy densities after uplift are nearly cancelling. In other words, the uplift creates a Higgs-radiation isocurvature fluctuation rather than a net curvature fluctuation. To the extent that the Higgs fluctuation then redshifts like radiation, the isocurvature mode does not subsequently contribute to the curvature fluctuation.

The conserved curvature on uniform radiation density slices which corresponds to this induced radiation perturbation is

$$\zeta_r = -\frac{\delta\rho_r}{\rho'_r} = \frac{\delta T}{T}, \quad (67)$$

and solving for the radiation perturbation (66) using the jump in Higgs energy (65) and Eq. (67), we find

$$\delta\rho_r(0^+) = -\delta h (V_{,h}^T - V_{,h}) \left(1 - V_{,T}^T \frac{T}{\rho'_r}\right)^{-1}. \quad (68)$$

This induced radiation perturbation comes from the direct interaction of the Higgs with the radiation during the thermal uplift. It is distinct from radiation perturbations corresponding to intrinsic inflaton fluctuations, which are uncorrelated and can be computed separately, or to inflaton perturbations produced by the gravitational influence of the Higgs perturbations during inflation discussed in App. B, which are suppressed.

This radiation perturbation was omitted in Refs. [11–13, 34], though it in fact has a large impact on the final curvature perturbation ζ . In particular, on a constant total density surface, the curvature perturbation is given by Eq. (2), reproduced here for convenience,

$$\zeta = \left(1 - \frac{\rho'_h}{\rho'_{\text{tot}}}\right) \zeta_r + \frac{\rho'_h}{\rho'_{\text{tot}}} \zeta_h. \quad (69)$$

Immediately after the uplift of the Higgs potential, ζ therefore satisfies

$$\begin{aligned} \zeta(0^+) &= \zeta_h(0^-) \times \frac{\rho'_h(0^-)}{\rho'_{\text{tot}}(0^+)} \\ &\simeq -\zeta_h(0^-) \times \frac{\rho'_h(0^-)}{12H_{\text{end}}^2}, \end{aligned} \quad (70)$$

by virtue of Eq. (66). This equation is nothing but the linear jump condition (60), this time derived from linear perturbation theory rather than the δN formalism.

To evolve $\zeta(N)$ from its value at $\zeta(0^+)$, we must solve for the Higgs perturbations after uplift. Although during inflation we assumed the Higgs is a spectator, after potential uplift we jointly solve the Higgs background equation (29), now with $V \rightarrow V^T$, and the radiation

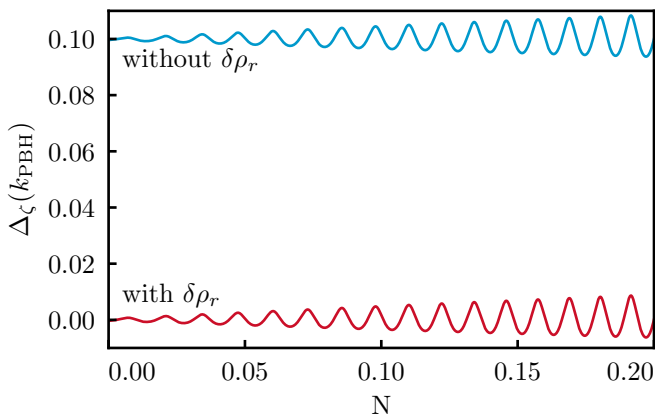


FIG. 6. The curvature perturbation on uniform total energy slices computed in linear perturbation theory with and without including radiation perturbations required by energy conservation at reheating. These induced perturbations suppress the cycle-averaged curvature by several orders of magnitude (see §IV C).

background equation (49), with the Hubble rate determined by Friedmann equation. For the perturbations we solve the linearized Klein-Gordon equation (32) for the Higgs, now with a perturbed potential

$$\delta V_{,h}^{T^k} = V_{,hh}^T \delta h^k + V_{,hT}^T \delta T^k, \quad (71)$$

which accounts for the effect of temperature perturbations. Again the metric terms are negligible and we exploit here that ζ_r is constant to avoid solving perturbation equations for the radiation component; we shall show that both are good approximations in App. B.

To quantify the importance of the induced radiation perturbation (66), we chose h_{end} such that the post-inflationary Higgs contribution to the total $\Delta_\zeta^2(k_{\text{PBH}})$ is $\sim (0.1)^2$. This is the calculation performed in the literature which suggests that primordial black holes can be formed at the classical-roll scale. We then add the induced radiation contribution and see how Δ_ζ is affected.

We show these numerical results in Fig. 6. Here we plot $\Delta_\zeta(k_{\text{PBH}})$ with a phase convention φ such that the analogous superhorizon Higgs fluctuation

$$\Delta_{\zeta_h} \equiv e^{i\varphi} \sqrt{\Delta_{\zeta_h}^2}, \quad (72)$$

is negative real during inflation. Note that Δ_{ζ_h} changes sign at the potential uplift and becomes positive real. After inflation, $\Delta_\zeta(k_{\text{PBH}})$ oscillates between negative and positive values but stays real.

It is immediately clear from Fig. 6 that the induced radiation perturbation $\delta\rho_r$ suppresses the amplitude of the total curvature ζ by orders of magnitude, making it much more difficult to achieve the required $R = 0.1$ in this model. For the fiducial background, which was claimed to produce $R = 0.1$, by taking into account $\delta\rho_r$ we instead have $R(0^+) \simeq 3 \times 10^{-4}$.

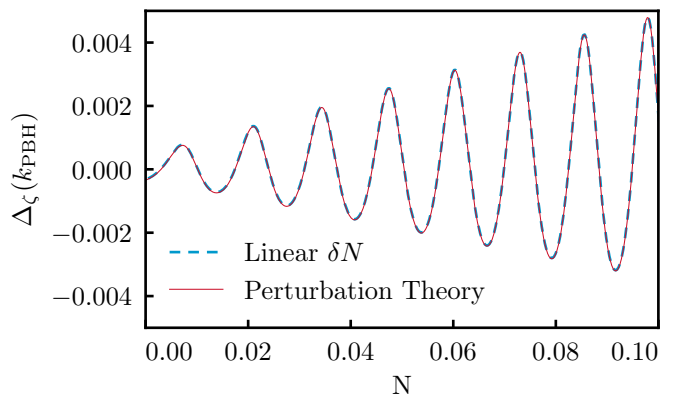


FIG. 7. The linear perturbation theory calculation including induced radiation fluctuations agrees well with the linearized δN result based on (59), validating our result that energy conservation suppresses curvature fluctuations (see §IV C).

In Fig. 7, we validate our calculation of $\Delta_\zeta(k_{\text{PBH}})$ by also computing ζ from the linearized δN equation (59). The δN result relies solely on the behavior of the background equations and thus is an independent check on the rather involved perturbation theory calculations. The δN result agrees closely with our perturbation theory calculation and confirms that the induced radiation perturbation is crucial in this mechanism. This test would fail if the radiation compensation in Eq. (68) were omitted as in Refs. [11–13, 34].

ζ is not conserved after reheating, and in particular it oscillates due to the changing nonadiabatic pressure induced as the Higgs oscillates. Even though oscillations in $\delta\rho_h$ are relatively small, the initial near cancellation between $\delta\rho_h$ and $\delta\rho_r$ make them prominent in ζ . Moreover, deviations of the Higgs potential from a simple quadratic with a temperature-dependent mass make these oscillations grow in time. We discuss these effects in detail in App. B. So long as the Higgs decay time, generally of order an e -fold, is larger than the oscillation timescale, it is the cycle-averaged ζ that matters. Because of the initial outgoing trajectory of the Higgs, the instantaneous value of $|\zeta|$ at $N = 0^+$ is always larger than the cycle average of the first oscillations.

To the extent that the cycle-averaged Higgs energy redshifts as radiation, the cycle-averaged value of ζ will be conserved. However, the nonquadratic terms in the Higgs potential also cause deviation from this behavior which leads the near cancellation between the Higgs and radiation energy densities gradually to break down.

In particular, Higgs perturbations redshift slightly

slower than radiation on the cycle average,^{*2}

$$\langle \delta \rho_h^k \rangle \propto a^{-4-3\Delta w}, \quad (74)$$

with $\Delta w \equiv \langle w \rangle - 1/3 \sim -0.004$. Therefore the cancellation between the radiation piece and the Higgs piece gradually becomes undone,

$$\zeta^k = -\frac{\delta \rho_r^k + \delta \rho_h^k}{\rho_{\text{tot}}'} \sim -\frac{\delta \rho_r^k + \delta \rho_h^k}{\rho_r'} = \zeta_r^k + \frac{\delta \rho_h^k}{4\rho_r'}, \quad (75)$$

and $\langle \zeta^k \rangle$ grows gradually.

Once the Higgs piece dominates, the cycle-average becomes

$$\langle \zeta^k \rangle(N) \sim -\frac{3}{4} \frac{\delta \rho_h^k(0^+)}{\rho_r(0^+)} \Delta w \times N \sim 10^{-3} N. \quad (76)$$

Thus the curvature grows to $\mathcal{O}(10^{-1})$ only on a timescale

$$\Delta N \sim 100 \text{ } e\text{-folds}. \quad (77)$$

The Higgs must decay to radiation well before this, and therefore the curvature perturbations cannot become large enough in this scenario to form PBHs.

In summary, under the assumption that linear theory is valid through reheating, the Higgs instability mechanism falls far short of being able to form PBHs as the dark matter. Models that were previously thought to achieve the required $R = 0.1$ in fact produce $R \lesssim 10^{-3}$ once the radiation density perturbations required by energy conservation at reheating are properly accounted for.

D. Nonlinear Conversion

In §IV C, we computed curvature fluctuations assuming that the Higgs perturbations remain linear through reheating. In fact, the Higgs instability induces a breakdown of linear theory when the background position of the Standard Model Higgs at the end of inflation h_{end} is close to the maximum rescue scale h_{rescue} .

This breakdown can be seen immediately from Fig. 5. With $\delta N = \zeta_h \sim \pm 1$, a typical outwardly perturbed region of the Standard Model Higgs field crosses h_{rescue} during inflation, gains exceedingly large negative energy and will inevitably backreact on the background trajectory. Reheating will be disrupted, the perturbed Higgs will not be rescued from the unbounded vacuum, and our universe will be destroyed. Even for smaller δN which do

not cross h_{rescue} , the perturbed Higgs energy density is not well represented by the linear Taylor expansion (60) around the background value due to the extremely rapid evolution of ρ_h .

In terms of field interactions, linear theory itself also reveals its own breakdown. At the end of inflation, an order unity ζ_h leads to an RMS Higgs fluctuation of roughly

$$\delta h_{\text{end}} \simeq h'_{\text{end}} \simeq -\frac{1}{3H^2} \lambda h_{\text{end}}^3, \quad (78)$$

where we have used the Higgs slow-roll approximation throughout. With $h_{\text{end}} \sim 10^3 H$ and $|\lambda| \sim 10^{-2}$ we have

$$\delta h_{\text{end}} \simeq 10^7 H, \quad (79)$$

which as we have seen is orders of magnitude larger than the distance between $h_{\text{end}} \simeq 1200H$ and $h_{\text{rescue}} \simeq 2400H$. Moreover, the potential interaction ratio (27) is

$$\frac{1}{2} \delta h \frac{V_{,hhh}}{V_{,hh}} \simeq \frac{\delta h}{4h} \simeq 10^4 \gg 1, \quad (80)$$

and thus field fluctuations interact. Nevertheless, this breakdown has no effect on our previous computation of $\Delta_{\zeta_h}^2$ during inflation since ζ_h is conserved nonlinearly so long as $H \sim \text{const}$.

Though it was not phrased in terms of a breakdown of linear theory, Ref. [12] noted that the Standard Model Higgs is generally not rescued in this scenario. It was argued in Ref. [13] that the background h_{end} can be placed near h_{rescue} while multiverse and anthropic considerations justify tuning the local Higgs field at the end of inflation such that $\text{Max}[h(\vec{x})] < h_{\text{rescue}}$ everywhere. However, tuning $\delta h(\vec{x})$ at the end of inflation is equivalent to tuning $\delta N = \zeta_h$ to be small at the end of inflation and so it directly tunes away the ability to form PBHs as we shall now show.

In Fig. 8 we show $\zeta(0^+)$ as a function of ζ_h as computed using the nonlinear δN formalism using Eq. (58) and Fig. 5. Linear theory holds for small enough inflationary $|\zeta_h| \lesssim 10^{-3}$, but breaks down for perturbations of the typical amplitude produced during inflation.

Large inwards perturbations away from the instability, shown on the left-hand side of Fig. 8, saturate to a constant $\zeta(0^+)$ that is independent of ζ_h . These uphill kicks produce a local Higgs energy density at $N = 0^-$ that has a much smaller magnitude than its background value as can be seen in Fig. 5. Using Eq. (57), the left-hand side saturation can therefore be written as

$$\zeta_{\text{SM}}^{\text{in}}(0^+) = \frac{-\bar{\rho}_h(0^-)}{12H^2} \simeq +1.4 \times 10^{-6}, \quad (81)$$

which we show as a horizontal dashed line on the left-hand side in Fig. 8.

Outward perturbations of the SM Higgs toward the instability, shown on the right-hand side of Fig. 8, are enhanced relative to linear theory. This is because the amplitude of the energy density of the Higgs shown in

^{*2} The rate at which Higgs perturbations redshift (74) is different from the rate at which the background Higgs redshifts,

$$\langle \rho_h \rangle \propto a^{-4-3\Delta \bar{w}}, \quad (73)$$

with $\Delta \bar{w} \sim -0.002$. This means that there is also internal nonadiabatic stress in the Higgs field itself and so the cycle averaged ζ_h^k would also evolve.

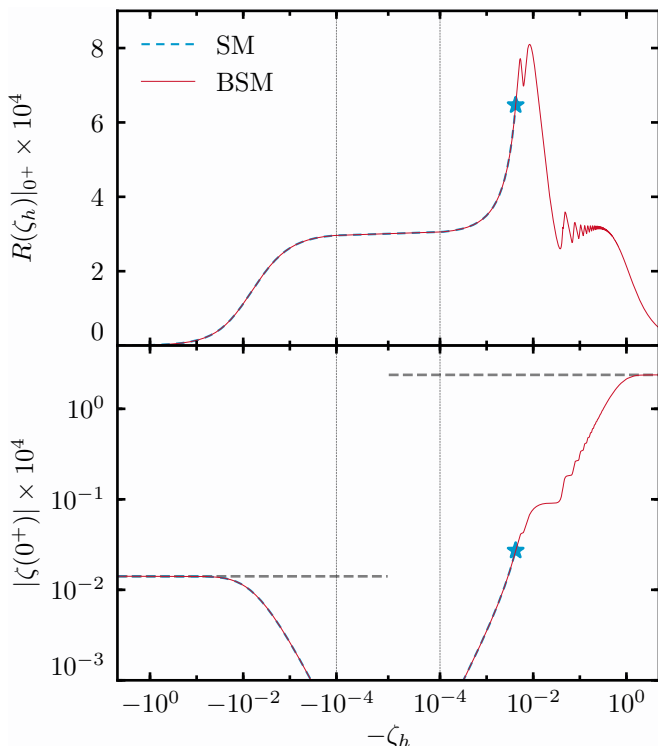


FIG. 8. The nonlinear mapping of the inflationary ζ_h to the post-reheating $\zeta(0^+) = R(\zeta_h)|_{0^+} \zeta_h$. Fluctuations outwards, toward the instability, correspond to $-\zeta_h > 0$. The horizontal axis scale is linear between $\pm 10^{-4}$ and logarithmic elsewhere. R deviates from the linear theory value $\simeq 3 \times 10^{-4}$ for fluctuations larger than about $\pm 10^{-3}$. The horizontal dashed lines indicate analytic saturation values (84) and (85). For the SM Higgs, the maximal ζ satisfying the rescue condition (51) is marked with a star. For the BSM Higgs, ζ saturates to a maximum. Neither value is large enough to form PBHs

Fig. 5 grows much faster than expected from a linear approximation. The largest outward perturbations that satisfy the rescue condition (51) produce a curvature

$$\zeta_{\text{SM}}^{\text{out}}(0^+) = \frac{\rho_h(h_{\text{rescue}}) - \bar{\rho}_h(0^-)}{12H^2} \simeq -2.7 \times 10^{-6}. \quad (82)$$

Despite the enhancement of the Higgs perturbation relative to linear theory, $\zeta_{\text{SM}}^{\text{out}}$ evolves after inflation much like the linear theory ζ computed in §IV C. The cycle average of $\zeta_{\text{SM}}^{\text{out}}(N)$ is smaller than $\zeta_{\text{SM}}^{\text{out}}(0^+)$. So long as the Higgs redshifts like radiation after inflation, this value is then conserved. Nonlinear evolution does not change the conclusion of linear theory on PBHs with the SM potential.

So far in this nonlinear calculation we have kept the background trajectory of the Higgs fixed. We might wonder whether a different background Higgs trajectory, at fixed H , can achieve a larger value for the saturating ζ . Moving the background away from the instability suppresses $\bar{\rho}_h(0^-)$, and so the largest curvature perturbation which can be produced in the SM, maximized over the

choice of background trajectory, is

$$\zeta_{\text{SM}}^{\text{max}}(0^+) = \zeta_{\text{SM}}^{\text{out}}(0^+) - \zeta_{\text{SM}}^{\text{in}}(0^+) \simeq -4.1 \times 10^{-6}. \quad (83)$$

which is still insufficient to form PBHs. Therefore since ζ is uniquely determined by ζ_h in this way, anthropically tuning away $\zeta_h(\vec{x})$ or setting it to the edge of rescueability forbids the Standard Model Higgs from forming PBHs in sufficient abundance to be the dark matter.

Ref. [13] proposed that the mechanism could function with a BSM potential derived from the addition of a massive scalar as detailed in §II. The massive scalar adds a wall in the potential between the field value where the background Higgs ends inflation h_{end} and the maximum rescuable point h_{rescue} , preventing the local Higgs from reaching parts of the potential from which it cannot be rescued by thermal uplift at reheating.

When CMB and PBH modes cross the horizon, the BSM potential behaves like the SM potential and as we have seen in §III this means that it generates larger inflationary ζ_h perturbations on CMB scales than on PBH scales. In addition, so long as the background trajectory never encounters the wall, this model behaves like the SM in linear theory and yields $R \ll 0.1$ as shown in §IV C.

However, whereas typical regions with outward field fluctuations were not rescued in the SM, in the BSM case such regions oscillate in a new minimum of the potential during inflation and then can be safely rescued at reheating.

To evolve fluctuations through this highly nonlinear process, we again use the nonlinear δN formalism described in §IV B, just as in the Standard Model case, and the BSM results for $\zeta(0^+)$ are also shown in Fig. 8. We compute results using the representative parameter set for the BSM scalar described in §II, and we will later show how our results scale with different choices of model parameters.

Inward perturbations of the BSM Higgs act just like inward perturbations in the SM and thus again lead to the same saturation

$$\zeta_{\text{BSM}}^{\text{in}}(0^+) = \zeta_{\text{SM}}^{\text{in}}(0^+) \simeq +1.4 \times 10^{-6}. \quad (84)$$

Large outward Higgs perturbations hit the BSM potential wall, become trapped in the new minimum at $h \sim m_s$, lose their kinetic energy, and end inflation with a potential dominated Higgs with energy V_{min} . This leads to a saturating curvature

$$\zeta_{\text{BSM}}^{\text{out}}(0^+) = \frac{V_{\text{min}} - \bar{\rho}_h(0^-)}{12H_{\text{end}}^2} \simeq -2.4 \times 10^{-4}, \quad (85)$$

which we show with a horizontal dashed line on the right-hand side in Fig. 8. This value is still too small to form PBH DM.

For perturbations which do not fully saturate this limit, $\zeta(0^+)$ has a stepped behavior and $R(0^+)$ an oscillatory one as depicted in Fig. 8. These features correspond to the energy density oscillations for the BSM Higgs seen

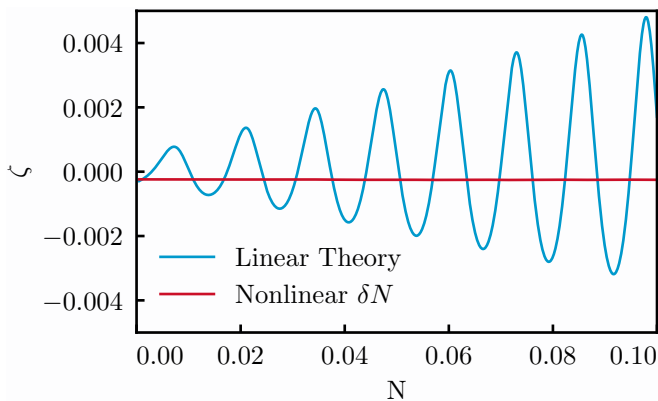


FIG. 9. Curvature evolution after reheating. The BSM nonlinear δN result for the local $\zeta(\vec{x})$, from an example inflationary $\zeta_h(\vec{x}) = \Delta_{\zeta_h}(k_{\text{PBH}})$, is compared to the linear theory approximation $\Delta_{\zeta}(k_{\text{PBH}})$ of Fig. 7. The nonlinear evolution of ζ after reheating is too small to form PBHs (see §IV D).

in Fig. 5, induced because the Higgs has large oscillations around the potential minimum before settling on the e -fold timescale. Note that the approximate equality of the linear theory $R(0^+)$ and the nonlinear $R(0^+)$ corresponding to $|\zeta_h| \simeq 0.1$ is a coincidence: changes to the background position change the linear theory $R(0^+)$ while leaving $R(0^+)$ on this brief plateau fixed.

Once more we might wonder if a different choice of background trajectory could enhance the saturation value, but in fact the maximum over background trajectories can again be computed as

$$\zeta_{\text{BSM}}^{\text{max}}(0^+) = \zeta_{\text{BSM}}^{\text{out}}(0^+) - \zeta_{\text{BSM}}^{\text{in}}(0^+) \simeq \zeta_{\text{BSM}}^{\text{out}}(0^+), \quad (86)$$

and therefore PBHs cannot be formed for our fiducial BSM potential no matter the position of the background or the size of initial fluctuation.

Note that so far we have only computed $\zeta(0^+)$ for BSM. We should check whether ζ evolves significantly after $N = 0^+$. We do so again with the δN formalism, using the full Eq. (55). Since inward fluctuations lead to a negligible $\zeta(0^+)$, we can select a typical outward field fluctuation with $\zeta_h(\vec{x}) = \Delta_{\zeta_h}(k_{\text{PBH}}) \simeq -1$ as an example.

We show this case in Fig. 9. As expected from Fig. 8, the nonlinearly evolved ζ is small, comparable in amplitude to the linear $\zeta(0^+)$ but not in its evolution. In fact ζ evolves negligibly after $N = 0^+$ and we can robustly conclude that PBHs are generically not formed nonlinearly in this case.

This lack of nonlinear evolution can be explained by the difference in the impact of uplift on the perturbations. In linear theory the small amplitude of ζ resulted from large cancellations between the Higgs and radiation perturbations due to energy conservation and the large impact of uplift. Nonlinearly the impact of uplift is much smaller, bounded by the BSM modification, and so the Higgs energy density fluctuations after reheating are no

longer as dominated by the uplift contribution. In particular,

$$\frac{\rho_h(0^+, \vec{x}) - \bar{\rho}_h(0^+)}{\rho_h(0^-, \vec{x}) - \bar{\rho}_h(0^-)} \ll \left. \frac{\delta\rho_h(0^+)}{\delta\rho_h(0^-)} \right|_{\text{linear}}, \quad (87)$$

where the right-hand side is in linear theory. Therefore the cancellation with radiation is less dramatic than in linear theory. As discussed in §IV C, the cancellation and subsequent decancellation are responsible for the linear theory oscillations and slow secular drift (76), and therefore all these effects are suppressed in the nonlinear case.

Finally, the fiducial BSM potential used to compute the results of Fig. 8 was constructed according to the specifications of Ref. [13]: it uplifts the Standard Model potential somewhere between h_{end} and h_{rescue} . We might wonder whether PBHs could be formed by optimizing the position of the uplift so that it is as close as possible to h_{rescue} , maximizing the criticality of the scenario.

The maximum position of m_s will be just before h_{rescue} . This leads to a maximum curvature for this entire scenario of

$$\text{Max}[\zeta_{\text{BSM}}^{\text{max}}] = \frac{V(h_{\text{rescue}})}{12H_{\text{end}}^2}. \quad (88)$$

Using the approximate maximum rescueable field value (53) and $\lambda = \lambda^{\text{SM}} \sim -0.007$, we have

$$V(h_{\text{rescue}}^{(1)}) = \frac{1}{4}\lambda^{\text{SM}} \left(h_{\text{rescue}}^{(1)}\right)^4 = -0.012H_{\text{end}}^2, \quad (89)$$

which yields

$$\zeta_{\text{BSM}}^{\text{max}} \simeq -1.0 \times 10^{-3}, \quad (90)$$

which depends on H only through the logarithmic evolution of λ^{SM} evaluated at h_{rescue} . This estimate is in good agreement with the computation using the exact value of h_{rescue} which yields $\zeta_{\text{BSM}}^{\text{max}} = -8.2 \times 10^{-4}$.

Therefore no matter the size of inflationary Higgs perturbations, the position of the background Higgs, the SM or BSM nature of the Higgs potential, the position of the BSM wall, or the Hubble rate, this mechanism does not produce perturbations large enough to form PBHs in sufficient abundance to be the dark matter.

Along with the non-production of PBH DM from the Higgs field, the largest possible curvature perturbations produced by this model, Eq. (90), are so small that the second-order gravitational waves predicted by Ref. [34] will be undetectable with LISA.

We can also ask what happens to CMB scale fluctuations nonlinearly in this model. We showed in §III that during inflation $\Delta_{\zeta_h}^2(k_{\text{CMB}}) > \Delta_{\zeta_h}^2(k_{\text{PBH}})$. In Fig. 10, we show the effect of the highly nonlinear local transformation of ζ_h to ζ shown for the BSM potential in Fig. 8 on a cartoon realization of the curvature field on a constant Higgs density surface during inflation.

For visualization purposes, we have generated two modes apart by a factor of only 20 in scale rather than the

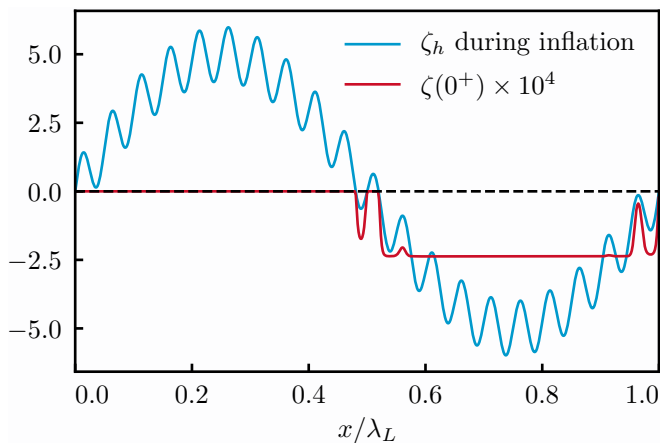


FIG. 10. The real-space post-inflationary curvature field ζ (red) produced by the nonlinear transformation of the inflationary ζ_h (blue). Perturbations on small scales are suppressed when they occur where the long-wavelength λ_L mode has saturated the curvature field, and therefore fully nonlinearly we have that perturbations are larger on long wavelengths than on small wavelengths in this model as long as this is true of the inflationary ζ_h itself. Therefore if the reheating scenario is changed somehow to achieve large PBH scale fluctuations, the CMB scale fluctuations will still be larger than PBH modes unless the functional form of the transformation shown in Fig. 8 is radically altered.

~ 35 e -folds which separate the CMB and PBH modes. We see that fluctuations on the long-wavelength scales cause a saturation of the short-wavelength fluctuations, and therefore fully nonlinearly we have that perturbations are larger on long wavelengths than on small wavelengths in this model as long as this is true of the inflationary ζ_h itself. Therefore if the reheating scenario is changed somehow to achieve large PBH scale fluctuations, the CMB scale fluctuations will still be larger than PBH modes unless the functional form of the transformation shown in Fig. 8 is radically altered.

Beyond the specific motivation of PBH DM formation, we can now return to the question of whether Higgs instability is compatible with the small curvature fluctuations observed in the CMB.

For the SM Higgs, suppressing $\zeta_{\text{SM}}^{\text{out}}$ requires placing the background h_{end} far from h_{rescue} . Specifically, since the typical CMB scale perturbation has $|\zeta_h| \sim 5$, h_{end} should be moved at least ~ 5 e -folds backwards along its trajectory.

For the BSM potential, with the scalar mass set near h_{rescue} to ensure that no regions ever fall into the unrescuable region, there are two situations which are compatible with the CMB and one which is not.

If h_{end} does not approach h_{rescue} , then we return to the linear theory, Standard Model result, where Higgs fluctuations on CMB scales do not lead to large curvature fluctuations since ρ_h/H^2 decreases sharply in Fig. 5 and predicts ζ through Eq. (58).

Conversely, if the Higgs travels far down the unstable region early in inflation, the Higgs becomes uniform in the potential well during inflation and thus leads to no curvature perturbations after inflation. In this region as well the Higgs instability is compatible with the CMB.

It is only in the region of parameter space near our fiducial model, where the background Higgs h_{end} approaches but does not reach the minimum induced by the BSM massive scalar near h_{rescue} , that Higgs fluctuations on CMB scales can be converted to curvature fluctuations which are large enough to disturb the CMB.

To avoid this possibility completely, one should set the mass m_s of the scalar field to be slightly smaller than h_{rescue} . In particular to achieve $|\zeta| \lesssim 10^{-5}$, using Eq. (88) and Eq. (90), one requires

$$\frac{m_s}{h_{\text{rescue}}} \lesssim \left(\frac{1}{100}\right)^{\frac{1}{4}} \lesssim \frac{1}{3}. \quad (91)$$

In summary, it is only a special class of Higgs criticality scenarios where the parameters are arranged so that the regions of the universe fluctuate near the edge of rescuable instability which would be testable in the CMB and even that class cannot form PBHs as the majority of the dark matter, nor generate second-order gravitational waves at an amplitude detectable with LISA.

V. CONCLUSIONS

We have definitively shown that the dark matter is not composed of primordial black holes produced by the collapse of density perturbations generated by a spectator Higgs field during inflation.

While a spectator Higgs field evolving on the unstable side of its potential can generate large Higgs fluctuations on PBH scales, even larger Higgs fluctuations are produced on CMB scales. This result is obtained using linear perturbation theory during inflation, which we show holds even though the CMB modes cross the horizon at an epoch when the Higgs' per e -fold classical roll is smaller than its per e -fold stochastic motion, because the stochastic motion is incoherent and does not backreact on the Higgs background.

Inflation ends well after all relevant modes have crossed the horizon, and when reheating occurs the Higgs potential is uplifted by the interaction between the Higgs and the thermal bath. If the Higgs is rescued from the unstable region by this thermal uplift then the Higgs redshifts as, and eventually decays to, radiation. The CMB and PBH modes are superhorizon at these epochs and evolve in the same way through these processes. Therefore if the Higgs fluctuations are converted into sufficiently large curvature perturbations such that PBHs as dark matter were produced, CMB constraints would necessarily be violated.

In fact though, PBHs as dark matter are never produced and CMB constraints are only violated in cases of near criticality. We first showed that this is true under the assumption that linear theory holds through reheating, where we correct an error in local energy conservation made in the literature.

We then showed that linear theory is violated because the model requires the Higgs to be as close as possible to

the maximum value beyond which it cannot be rescued at reheating. This criticality condition leads typical perturbations to evolve nonlinearly, and using the nonlinear δN formalism we also show that the Standard Model Higgs, regardless of fine-tuning or anthropic arguments, can never produce PBH DM. Modifying the Higgs potential at large field values can eliminate fine-tuning or anthropic issues, but cannot enhance curvature perturbations significantly enough to produce PBH DM.

ACKNOWLEDGMENTS

We thank Andrew J. Long for fruitful discussions along with Peter Adshead, Jose María Ezquiaga, and Lian-Tao Wang for helpful comments. SP and WH were supported by U.S. Dept. of Energy contract DE-FG02-13ER41958 and the Simons Foundation. SP was additionally supported by the Kavli Institute for Cosmological Physics at the University of Chicago through grant NSF PHY-1125897 and an endowment from the Kavli Foundation and its founder Fred Kavli. HM was supported by Japan Society for the Promotion of Science (JSPS) Grants-in-Aid for Scientific Research (KAKENHI) No. JP17H06359 and No. JP18K13565.

Appendix A: Formation of inflationary background by superhorizon stochastic modes

In §III B we showed that the Higgs field fluctuations are linearizable around a slow-roll background when all observationally relevant scales crossed the inflationary horizon. In §III C, we used that background to compute Higgs fluctuations during inflation. Here, we will show that such a background can be produced in the stochastic inflation formalism, and that such a scenario yields results consistent to those of §III C.

In the stochastic picture, our background on the unstable side of the potential is formed by Higgs fluctuations which crossed the horizon before $N \sim -60$. At horizon crossing, each such fluctuation has an amplitude

$$\delta h \simeq \frac{H}{2\pi}, \quad (\text{A1})$$

and a velocity

$$\delta h' \simeq \frac{H}{2\pi}. \quad (\text{A2})$$

Our background was formed when a cumulative series of such stochastic kicks pushed our Hubble patch to the unstable side of the barrier. We can reabsorb these early stochastic kicks into a background field that is spatially homogeneous on our Hubble patch, while subsequent stochastic kicks lead to spatial perturbations on smaller scales which we addressed in §III.

When absorbed into an FLRW background in our Hubble volume, a large-scale stochastic kick to the Higgs imparts a velocity

$$\Delta v = \frac{H}{2\pi}. \quad (\text{A3})$$

where $v \equiv dh/dN$. The background then obeys the equation of motion (29) and when the potential derivative term is negligible the velocity decays according to

$$\frac{d \ln v}{dN} = -3. \quad (\text{A4})$$

However, the velocity of a superhorizon mode in the absence of classical roll can be deduced from the de Sitter modefunction (40), which yields

$$\frac{d \ln \delta h'}{dN} = -2. \quad (\text{A5})$$

The difference between these decay rates is a breaking of the separate universe condition. If we reabsorb the superhorizon stochastic kicks into a new FLRW background we make a small error.

Nonetheless, the superhorizon velocity decay is exponential and the field velocity is rapidly dominated by classical roll. Only kicks which occurred just prior to $N \sim -60$ contribute to the velocity of our background. The cumulative stochastic kicks therefore impart to our background an initial velocity

$$h'_{60} \sim \frac{H}{2\pi}, \quad (\text{A6})$$

where \sim indicates a multiplicative factor of order unity. As described in §III B, kicks after $N = -60$ do not back-react on the background and we treat those as linear perturbations. Therefore after h_{60} the initial velocity decays until it becomes less important than the potential derivative term and our background has reached the attractor solution.

The numerical solution of the FLRW background Eq. (29) with the initial condition Eq. (A6) shows that the initial position of the field should be shifted by

$$\Delta h_{60} \sim 0.04H \quad (\text{A7})$$

away from the instability in order to achieve the same h_{end} as in the attractor initial velocity case. Therefore, the nonattractor initial velocity (A6) has little impact on the position of our background. This is because the nonattractor phase lasts just a small fraction of an e -fold, which can be seen as follows. At h_{60} , the Higgs potential slope is

$$-\frac{1}{3H^2} V_{,h}|_{h_{60}} \sim \frac{1}{3} \times \frac{H}{2\pi}, \quad (\text{A8})$$

which means that from (A4) the initial velocity for the FLRW background becomes less than the potential slope

in $(\ln 3)/3 \simeq 0.4$ e -folds. If we had used the correct superhorizon velocity decay Eq. (A5), then we would have found that the initial velocity decays in $(\ln 3)/2 \simeq 0.5$ e -folds. Therefore this error is not important for small-scale modes that crossed the horizon after this epoch if we assume that the background in our Hubble volume is established by stochastic kicks.

Appendix B: Superhorizon Curvature Evolution

In this appendix, we discuss how and why curvature perturbations can evolve on superhorizon scales both during and after inflation in this scenario.

Local conservation of the stress-energy of a noninteracting fluid I

$$\nabla^\mu T_{\mu\nu}^I = 0, \quad (\text{B1})$$

yields at the perturbation level a continuity equation and a Navier-Stokes equation. For our purposes, I here will either denote the Higgs fluid or the total fluid, during or after inflation.

The continuity equation on a surface of uniform energy density of I leads to a conservation equation for the curvature perturbation ζ_I on that surface. On superhorizon scales, the conservation equation takes the simple form

$$\zeta_I' = -\frac{\delta p_I^{\text{NA}}}{\rho_I + p_I}, \quad (\text{B2})$$

where p_I is the fluid pressure, ρ_I the energy density, and δp_I^{NA} is the nonadiabatic pressure of the fluid (see, e.g., Ref. [39] for notation). The nonadiabatic pressure is the pressure perturbation on a surface of uniform density of I .

The nonadiabatic pressure on the right-hand side of the superhorizon conservation equation (B2) can be computed either by directly studying local variations in pressure on a uniform density surface, or by subtracting the adiabatic pressure through

$$\delta p_I^{\text{NA}} = \delta p_I - \frac{\dot{p}_I}{\dot{\rho}_I} \delta \rho_I \quad (\text{B3})$$

where δp_I and $\delta \rho_I$ are the pressure and density perturbations of the fluid I in any gauge. The appearance of nonadiabatic pressure is associated with having multiple degrees of freedom or clocks so that the local density no longer uniquely defines the local pressure. For example for a scalar field, if the kinetic energy were not uniquely specified by the potential energy, i.e. the field position, then there is nonadiabatic stress. Likewise if I is a composite of two systems with differing equations of state then ρ_I does not uniquely define p_I . We shall see that both mechanisms are operative for the Higgs instability calculation.

Meanwhile the left-hand side of the superhorizon conservation equation (B2), ζ_I' can be computed by taking

a derivative of the curvature perturbation computed in the δN approach (see §IV B for an overview of δN), or by taking a derivative of the curvature perturbation obtained by transformation from the spatially flat gauge. For the Higgs, the Fourier mode of the flat gauge field perturbation satisfies the Klein-Gordon equation

$$\left(\frac{d^2}{d\eta^2} + 2\frac{\dot{a}}{a} \frac{d}{d\eta} + k^2 \right) \delta h^k + a^2 \delta V_{,h}^k = (\dot{A} - kB)\dot{h} - 2a^2 AV_{,h}. \quad (\text{B4})$$

The terms appearing on right-hand side of the Klein-Gordon equation (B4) involve the k -modes A of the lapse perturbation and B of the scalar shift perturbation, in the spatially flat gauge, which we neglected in (32). These terms take different forms during and after inflation and we shall provide them shortly. We drop their k superscripts for compactness.

These different approaches allow us to better understand why the curvature evolves on superhorizon scales during inflation, at reheating, and after inflation, and they enable us to check our calculations for self-consistency, including that of various metric and field terms which will appear.

1. During Inflation

During inflation, the Higgs has energy density

$$\rho_h = \frac{1}{2} \frac{\dot{h}^2}{a^2} + V, \quad (\text{B5})$$

and pressure

$$p_h = \frac{1}{2} \frac{\dot{h}^2}{a^2} - V. \quad (\text{B6})$$

In the flat gauge, the Fourier mode of the Higgs density perturbation is

$$\delta \rho_h^k = \frac{1}{a^2} \left(\dot{h} \delta \dot{h}^k - \dot{h}^2 A \right) + V_{,h} \delta h^k, \quad (\text{B7})$$

and the pressure perturbation is

$$\delta p_h^k = \frac{1}{a^2} \left(\dot{h} \delta \dot{h}^k - \dot{h}^2 A \right) - V_{,h} \delta h^k. \quad (\text{B8})$$

The metric terms in these equations and in the Klein-Gordon equation (B4) satisfy the momentum constraint and Hamiltonian (Poisson) constraint equations

$$\begin{aligned} \frac{\dot{a}}{a} A &= \frac{1}{2} \dot{h} \delta h^k + \frac{1}{2} \dot{\phi} \delta \phi^k, \\ \frac{\dot{a}}{a} kB &= \frac{1}{2} a^2 (\delta \rho_h^k + \delta \rho_\phi^k) + 3 \left(\frac{\dot{a}}{a} \right)^2 A. \end{aligned} \quad (\text{B9})$$

The Klein-Gordon equation (B4) then becomes

$$\begin{aligned} \left(\frac{d^2}{d\eta^2} + 2\frac{\dot{a}}{a} \frac{d}{d\eta} + k^2 \right) \delta h^k + a^2 \delta V_{,h}^k \\ = \delta h^k \frac{1}{a^2} \frac{d}{d\eta} \left(\frac{a^3}{\dot{a}} \dot{h}^2 \right) + \delta \phi^k \frac{1}{a^2} \frac{d}{d\eta} \left(\frac{a^3}{\dot{a}} \dot{h} \dot{\phi} \right). \end{aligned} \quad (\text{B10})$$

The metric terms contain contributions from the Higgs perturbations themselves as well as inflaton perturbations induced by the metric perturbations in the analogous KG equation for the inflaton. Intrinsic inflaton fluctuations should not be included here since they are uncorrelated with the Higgs and computed separately.

We have verified numerically that including these metric terms on the right-hand side of the Klein-Gordon equation (B10), including accounting for the induced inflaton perturbations, has no significant effect on the solution for δh^k or $\delta \rho_h^k$, which justifies our treatment in §III C. This can be analytically seen as follows.

Given that the KG source to the field velocity is the potential slope, we can estimate

$$h' \sim -c \frac{V_{,h}}{3H^2}, \quad (\text{B11})$$

where $c = 1$ for Higgs slow roll and an order unity factor otherwise. Assuming that the fields in the background evolve on the Hubble time or slower, the RHS of Eq. (B10) can then be estimated as

$$\begin{aligned} & \left(\frac{d^2}{d\eta^2} + 2\frac{\dot{a}}{a} \frac{d}{d\eta} + k^2 \right) \delta h^k + a^2 \delta V_{,h}^k \\ & \simeq \delta h^k \frac{c^2 a^6}{\dot{a}^2} V_{,h}^2 - \delta \phi^k c \frac{a^3}{\dot{a}} V_{,h} \dot{\phi}. \end{aligned} \quad (\text{B12})$$

The δh^k metric term on the RHS can be compared to the nominal $\delta V_{,h}^k = \delta h^k V_{,hh}$ term on the left hand side. Using the analytic form for the Higgs potential, $V = \lambda h^4/4$, with λ only logarithmically varying, shows that the metric δh^k term is suppressed relative to the nominal term as

$$\frac{c^2 V_{,h}^2}{3H^2 V_{,hh}} \simeq \frac{c^2 \lambda h^4}{9 H^2} = \frac{4c^2}{9} \frac{V}{H^2} \ll 1 \quad (\text{B13})$$

where the last inequality follows because the Higgs is a spectator during inflation.

The second metric term, proportional to $\delta \phi^k$, is further suppressed relative to the δh^k metric term because $\delta \phi^k$ is sourced by the Higgs metric term itself. In particular, solving the inflaton Klein-Gordon equation with the Higgs metric source we find

$$\delta \phi^k \sim \delta h^k h' \phi', \quad (\text{B14})$$

and therefore in the Higgs Klein-Gordon equation the inflaton metric term becomes suppressed relative to the Higgs one by a factor

$$\phi'^2 \sim \epsilon_H \lesssim 1. \quad (\text{B15})$$

Therefore all metric terms in the Klein-Gordon equation (B10) for the Higgs can be neglected when the Higgs is a spectator. This justifies the approximated Klein-Gordon equation (32) and the subsequent analysis based on it. As shown in §III C, the curvature perturbation on

uniform Higgs density (UHD) surfaces during inflation then obeys (39), i.e.

$$\frac{\zeta_h^{k'}}{\zeta_h^k} = -2\epsilon_H, \quad (\text{B16})$$

on superhorizon scales at leading order in the Hubble slow-roll parameter ϵ_H . This superhorizon evolution is important for the estimation (44) of the relative amplitude of $\Delta \zeta_h^2$ on CMB and PBH scales.

We can alternately derive the superhorizon evolution (B16) by using the nonadiabatic pressure relation (B3) or by using the δN formalism (59). Let us first focus on the nonadiabatic pressure. On a UHD surface, the Higgs energy density fluctuation vanishes

$$\delta(\rho_h)_{\text{UHD}} \equiv 0 = \frac{1}{2} \delta(H^2 h'^2)_{\text{UHD}} + V_{,h} \delta(h)_{\text{UHD}}, \quad (\text{B17})$$

where we have again assumed metric perturbations are negligible. The nonadiabatic pressure (B3) is then

$$\begin{aligned} \delta p_h^{\text{NA}} \equiv \delta(p_h)_{\text{UHD}} &= \frac{1}{2} \delta(H^2 h'^2)_{\text{UHD}} - V_{,h} \delta(h)_{\text{UHD}} \\ &= \delta(H^2 h'^2)_{\text{UHD}}. \end{aligned} \quad (\text{B18})$$

Plugging this nonadiabatic pressure into the superhorizon conservation equation for ζ_h (B2) we have

$$\zeta_h' = -\frac{\delta(H^2 h'^2)_{\text{UHD}}}{H^2 h'^2}. \quad (\text{B19})$$

When the Higgs is slowly rolling, we can use (B11) with $c = 1$, i.e.

$$h' \simeq -\frac{V_{,h}}{3H^2}. \quad (\text{B20})$$

and on uniform Higgs field slicing, the Higgs energy density varies only if H itself varies. Conversely, ignoring such higher order corrections in $\delta \ln H$ (see below), we see that on UHD surfaces $V_{,h}$ is uniform and

$$\zeta_h' = 2\delta(\ln H)_{\text{UHD}}. \quad (\text{B21})$$

Even though the Higgs is a spectator field, H varies on the UHD slice because of shifts in the number of e -folds induced by the gauge transformation from spatially flat slicing $\delta N = \zeta_h$. We therefore can obtain the desired result

$$\frac{\zeta_h'}{\zeta_h} = 2 \frac{\delta \ln H}{\delta N} = -2\epsilon_H. \quad (\text{B22})$$

Using the same logic, we can check our assumption that uniform Higgs field (UHF) and UHD curvatures coincide to leading order. Since

$$\delta(\rho)_{\text{UHF}} = \frac{1}{2} \delta(H^2 h'^2)_{\text{UHF}} = -\frac{\epsilon_H}{3} \rho'_h (\zeta_h)_{\text{UHF}} \quad (\text{B23})$$

and the gauge transformation between UHF and UHD involves an e -fold shift of $\delta(\rho_h)_{\text{UHF}}/\rho'_h$, we obtain

$$(\zeta_h)_{\text{UHD}} \simeq (\zeta_h)_{\text{UHF}} \left(1 + \frac{\epsilon_H}{3}\right). \quad (\text{B24})$$

We therefore use UHF and UHD interchangeably during inflation.

Finally, notice that these explanations make use of δN as computed from gauge transformations. We can instead compute it directly in the δN formalism using the position-dependent number of e -folds $\mathcal{N}_h(h_i; h)$ to a UHF slice through the UHF equivalent of Eq. (59),

$$\zeta_h = \frac{\partial \mathcal{N}_h(h_i; h)}{\partial h_i} \delta h_i. \quad (\text{B25})$$

To find $\mathcal{N}_h(h_i; h)$, we can exploit that the local Higgs evolves along the attractor according to Eq. (B20), and because the Higgs is a spectator the Hubble rate has no dependence on the Higgs. Working to linear order in the number of e -folds $N - N_i$, we expand the denominator $3H^2$ and we have

$$h'(N, \vec{x}) \simeq -V_{,h}|_{h(\vec{x})} \frac{1}{3H_i^2(1 - 2\epsilon_H(N - N_i))}, \quad (\text{B26})$$

where $H_i \equiv H(N_i)$. For analytic purposes, we approximate the potential as $V(h) = \frac{1}{4}\lambda h^4$, with λ only logarithmically dependent on h , solving this equation with $h(N_i, \vec{x}) = h_i$ to find

$$N - N_i = \frac{1}{2\epsilon_H} \left(1 - e^{-\frac{3H_i^2\epsilon_H}{\lambda} \left(\frac{1}{h^2} - \frac{1}{h_i^2}\right)}\right). \quad (\text{B27})$$

This is the number of e -folds that takes to get from some h_i at time N_i to a field value h , and thus we have computed

$$N - N_i = \mathcal{N}_h(h_i; h). \quad (\text{B28})$$

Taking a partial derivative with respect to h_i to get the linear ζ_h , we thus have

$$\zeta_h = \delta h_i \times \frac{3H^2}{h_i^3\lambda} e^{-\frac{3H_i^2\epsilon_H}{\lambda} \left(\frac{1}{h^2} - \frac{1}{h_i^2}\right)}. \quad (\text{B29})$$

To obtain ζ'_h we take a derivative with respect to the final surface h and find,

$$\frac{\zeta'_h}{\zeta_h} = h' \frac{\partial \ln \zeta_h}{\partial h} = -2\epsilon_H, \quad (\text{B30})$$

at leading order in ϵ_H . h' here is evaluated on the background. This gives a third way of understanding the superhorizon evolution (B16).

We therefore have a consistent picture where the behavior of the flat gauge perturbations, the nonadiabatic pressure, and the δN formalism all consistently show that ζ_h evolves and decays outside the horizon as H evolves during inflation because a uniform Higgs slice is not a uniform Hubble slice.

2. At Reheating

At reheating, ζ_h is instantaneously boosted and changes sign. This is due to an instantaneous source in the conservation equation for the Higgs stress-energy due to the direct interaction between radiation and the Higgs, rather than a nonadiabatic pressure. The sign change in $\zeta_h = -\delta\rho_h/\rho'_h$ at reheating occurs because a positive δh fluctuation corresponds to a negative $\delta\rho_h$ fluctuation before uplift but a positive one after (see Eq. (63)). Note that in a realistic inflation model where H varies smoothly, ζ would be continuous at reheating.

3. After Reheating

After reheating, the background Higgs Klein-Gordon equation (29), and the definition

$$\rho_h = \frac{1}{2} \dot{h}^2 + V^T \quad (\text{B31})$$

implies

$$\rho'_h = -3 \frac{\dot{h}^2}{a^2} - V_{,T}^T T, \quad (\text{B32})$$

since the thermal bath redshifts as $T \propto a^{-1}$. This last term in the right-hand side of (B32) was omitted in Refs. [11, 12]. We can define an effective pressure for the Higgs as

$$p_{h,\text{eff}} = \frac{1}{2} \frac{\dot{h}^2}{a^2} - V^T + V_{,T}^T \frac{T}{3}, \quad (\text{B33})$$

such that the continuity equation

$$\rho'_h + 3(\rho_h + p_{h,\text{eff}}) = 0, \quad (\text{B34})$$

is satisfied.

Likewise the Higgs perturbations carry terms associated with the redshifting of the radiation bath. The flat gauge energy density perturbation is

$$\delta\rho_h^k = \frac{1}{a^2} \left(\dot{h} \delta \dot{h}^k - \dot{h}^2 A \right) + V_{,h}^T \delta h^k + V_{,T}^T \delta T^k, \quad (\text{B35})$$

and the flat gauge effective pressure perturbation is

$$\begin{aligned} \delta p_{h,\text{eff}}^k &= \frac{1}{a^2} (\dot{h} \delta \dot{h}^k - \dot{h}^2 A) - V_{,h}^T \delta h^k - \frac{2}{3} V_{,T}^T \delta T^k \\ &+ \frac{1}{3} (V_{,TT}^T T \delta T^k + V_{,hT}^T T \delta h^k), \end{aligned} \quad (\text{B36})$$

where again the new terms involve the temperature derivatives of V^T . The lapse perturbation A is related to the total momentum density by the Einstein constraint equation

$$A = \frac{1}{2} \frac{aH}{k} \frac{\rho_{\text{tot}} + p_{\text{tot}}}{H^2} (v_{\text{tot}} - B), \quad (\text{B37})$$

where the total momentum density,

$$(\rho_{\text{tot}} + p_{\text{tot}})(v_{\text{tot}} - B) = \frac{k}{a^2} \dot{h} \delta h^k + \frac{4}{3} \rho_r (v_r - B), \quad (\text{B38})$$

satisfies momentum conservation

$$\left[\frac{d}{dN} + 4 \right] (\rho_{\text{tot}} + p_{\text{tot}})(v_{\text{tot}} - B) = \frac{k}{aH} [\delta p_{\text{tot}}^k + (\rho_{\text{tot}} + p_{\text{tot}})A], \quad (\text{B39})$$

with $\delta p_{\text{tot}}^k = \delta p_{h,\text{eff}}^k + \delta p_r^k$ and

$$\delta p_r^k = \frac{\delta \rho_r^k}{3} = \frac{4}{3} \zeta_r^k \rho_r. \quad (\text{B40})$$

The shift B is then determined from the lapse using the trace-free Einstein equation

$$B' + 2B = -\frac{k}{aH} A, \quad (\text{B41})$$

from which we can also see that the expansion shear $-(k/aH)B$ is negligible for $k/aH \ll 1$ which is required for the δN construction of curvature fluctuations to hold [27, 40]. Therefore the initial value for A satisfies the Hamiltonian constraint

$$A = -\frac{1}{6} \frac{\delta \rho_{\text{tot}}^k}{H^2} + \frac{1}{3} \frac{k}{aH} B \simeq -\frac{1}{6} \frac{\delta \rho_{\text{tot}}^k}{H^2}, \quad (\text{B42})$$

for $k/aH \ll 1$.

We then solve the linearized Klein-Gordon equation (B4) with (71) and the total momentum and metric equations above.

Note that this construction assumes any momentum exchange between the Higgs and radiation fields implied by the Klein-Gordon equation cancel to conserve the total momentum. While this exchange itself may not be fully accounted for by the additional effective potential terms, above the horizon all momentum terms are negligible in their impact on energy density fluctuations and

$$\delta \rho_h' + 3(\delta \rho_h + \delta p_{h,\text{eff}}) \simeq 0 \quad (\text{B43})$$

to leading order in k/aH . Similarly, though we do not explicitly solve the analogous radiation continuity equation since we assume ζ_r^k is constant, we have validated that assumption by checking that its momentum source is negligible above the horizon. Moreover, we have also checked numerically that the lapse and shift perturbations have no significant impact on the evolution of δh^k or on the final ζ for superhorizon modes. This calculation validates the assumptions in the main text.

After solving the Higgs background and perturbation equations, as shown in §IV C, we find that the curvature perturbation ζ evolves outside the horizon after inflation, as shown in Figs. 6–9. This occurs due to a nonadiabatic pressure on a surface of uniform total energy density ρ_{tot} ,

$$\delta p_{\text{tot}}^{\text{NA},k} = \delta p_{\text{tot}}^k - \frac{\dot{p}_{\text{tot}}}{\dot{\rho}_{\text{tot}}} \delta \rho_{\text{tot}}^k, \quad (\text{B44})$$

where all quantities are sums of the Higgs and radiation components.

In §IV C, we saw that ζ oscillates within each Higgs cycle. The total density perturbation has predominantly canceling components while the adiabatic sound speed $\dot{p}_{\text{tot}}/\dot{\rho}_{\text{tot}}$ oscillates only fractionally around 1/3. The nonadiabatic pressure is then dominated by the pressure perturbations on the flat slice, with an oscillatory contribution from the Higgs, explaining the oscillation in ζ . The oscillations in ζ increase in amplitude over time, because of the small anharmonic terms in the potential. Note that curvature oscillations should appear in other related contexts, e.g. the curvaton scenario [41], though they are usually averaged over.

Likewise on the cycle average, at first order the radiation pressure perturbation cancels the Higgs pressure perturbation and ζ is constant. However, there is a secular drift to ζ induced by a small non-canceling piece to the cycle-averaged total pressure perturbation. This piece decays as $(\rho_{\text{tot}} + p_{\text{tot}})$, inducing a constant secular contribution to ζ' and therefore the small linear drift in ζ which we discussed in §IV C. This is the usual entropy fluctuation mechanism to convert isocurvature to curvature fluctuations through a change in the equation of state of the components [41, 42], applied here to the Higgs field.

-
- [1] M. J. G. Veltman, *Acta Phys. Polon.* **B12**, 437 (1981).
[2] G. Degrassi, S. Di Vita, J. Elias-Miro, J. R. Espinosa, G. F. Giudice, G. Isidori, and A. Strumia, *JHEP* **08**, 098 (2012), arXiv:1205.6497 [hep-ph].
[3] A. Andreassen, W. Frost, and M. D. Schwartz, *Phys. Rev.* **D97**, 056006 (2018), arXiv:1707.08124 [hep-ph].
[4] J. R. Espinosa, G. F. Giudice, and A. Riotto, *JCAP* **0805**, 002 (2008), arXiv:0710.2484 [hep-ph].
[5] J. Elias-Miro, J. R. Espinosa, G. F. Giudice, G. Isidori, A. Riotto, and A. Strumia, *Phys. Lett.* **B709**, 222 (2012), arXiv:1112.3022 [hep-ph].
[6] J. R. Espinosa, G. F. Giudice, E. Morgante, A. Riotto, L. Senatore, A. Strumia, and N. Tetradis, *JHEP* **09**, 174 (2015), arXiv:1505.04825 [hep-ph].
[7] T. Markkanen, A. Rajantie, and S. Stopyra, (2018), arXiv:1809.06923 [astro-ph.CO].
[8] D. Buttazzo, G. Degrassi, P. P. Giardino, G. F. Giudice, F. Sala, A. Salvio, and A. Strumia, *JHEP* **12**, 089 (2013), arXiv:1307.3536 [hep-ph].
[9] J. Khoury and O. Parrikar, (2019), arXiv:1907.07693 [hep-th].
[10] G. F. Giudice, A. Kehagias, and A. Riotto, *JHEP* **10**, 199 (2019), arXiv:1907.05370 [hep-ph].
[11] J. R. Espinosa, D. Racco, and A. Riotto, *Phys. Rev.*

- Lett. **120**, 121301 (2018), arXiv:1710.11196 [hep-ph].
- [12] C. Gross, A. Polosa, A. Strumia, A. Urbano, and W. Xue, Phys. Rev. **D98**, 063005 (2018), arXiv:1803.10242 [hep-ph].
- [13] J. R. Espinosa, D. Racco, and A. Riotto, Eur. Phys. J. **C78**, 806 (2018), arXiv:1804.07731 [hep-ph].
- [14] Y. Hamada, H. Kawai, K.-y. Oda, and S. C. Park, Phys. Rev. **D91**, 053008 (2015), arXiv:1408.4864 [hep-ph].
- [15] J. M. Ezquiaga, J. Garcia-Bellido, and E. Ruiz Morales, Phys. Lett. **B776**, 345 (2018), arXiv:1705.04861 [astro-ph.CO].
- [16] A. Salvio, Phys. Rev. **D99**, 015037 (2019), arXiv:1810.00792 [hep-ph].
- [17] I. Masina, Phys. Rev. **D98**, 043536 (2018), arXiv:1805.02160 [hep-ph].
- [18] M. Sasaki, T. Suyama, T. Tanaka, and S. Yokoyama, Class. Quant. Grav. **35**, 063001 (2018), arXiv:1801.05235 [astro-ph.CO].
- [19] H. Niikura *et al.*, Nature Astronomy **3**, 524534 (2019), arXiv:1701.02151 [astro-ph.CO].
- [20] P. Montero-Camacho, X. Fang, G. Vasquez, M. Silva, and C. M. Hirata, (2019), arXiv:1906.05950 [astro-ph.CO].
- [21] H. Motohashi and W. Hu, Phys. Rev. **D96**, 063503 (2017), arXiv:1706.06784 [astro-ph.CO].
- [22] S. Passaglia, W. Hu, and H. Motohashi, Phys. Rev. **D99**, 043536 (2019), arXiv:1812.08243 [astro-ph.CO].
- [23] ATLAS, CDF, CMS, and D0 Collaborations, (2014), arXiv:1403.4427 [hep-ex].
- [24] V. Khachatryan *et al.* (CMS), Phys. Rev. **D93**, 072004 (2016), arXiv:1509.04044 [hep-ex].
- [25] M. Aaboud *et al.* (ATLAS), Phys. Lett. **B761**, 350 (2016), arXiv:1606.02179 [hep-ex].
- [26] T. E. W. Group and T. Aaltonen (CD and D0), (2016), arXiv:1608.01881 [hep-ex].
- [27] D. Wands, K. A. Malik, D. H. Lyth, and A. R. Liddle, Phys. Rev. **D62**, 043527 (2000), arXiv:astro-ph/0003278 [astro-ph].
- [28] J. Elias-Miro, J. R. Espinosa, G. F. Giudice, H. M. Lee, and A. Strumia, JHEP **06**, 031 (2012), arXiv:1203.0237 [hep-ph].
- [29] A. A. Starobinsky, Lect. Notes Phys. **246**, 107 (1986).
- [30] A. A. Starobinsky and J. Yokoyama, Phys. Rev. **D50**, 6357 (1994), arXiv:astro-ph/9407016 [astro-ph].
- [31] V. Miranda, W. Hu, and P. Adshead, Phys. Rev. **D86**, 063529 (2012), arXiv:1207.2186 [astro-ph.CO].
- [32] H. Motohashi and W. Hu, Phys. Rev. **D92**, 043501 (2015), arXiv:1503.04810 [astro-ph.CO].
- [33] H. Motohashi and W. Hu, Phys. Rev. **D96**, 023502 (2017), arXiv:1704.01128 [hep-th].
- [34] J. R. Espinosa, D. Racco, and A. Riotto, JCAP **1809**, 012 (2018), arXiv:1804.07732 [hep-ph].
- [35] A. A. Starobinsky, JETP Lett. **42**, 152 (1985), Pis'ma v ZhETF. **42**, 124 (1985).
- [36] D. S. Salopek and J. R. Bond, Phys. Rev. **D42**, 3936 (1990).
- [37] M. Sasaki and E. D. Stewart, Prog. Theor. Phys. **95**, 71 (1996), arXiv:astro-ph/9507001 [astro-ph].
- [38] D. H. Lyth, K. A. Malik, and M. Sasaki, JCAP **0505**, 004 (2005), arXiv:astro-ph/0411220 [astro-ph].
- [39] W. Hu, *Astroparticle physics and cosmology. Proceedings: Summer School, Trieste, Italy, Jun 17-Jul 5 2002*, ICTP Lect. Notes Ser. **14**, 145 (2003), arXiv:astro-ph/0402060 [astro-ph].
- [40] M. Lagos, M.-X. Lin, and W. Hu, (2019), arXiv:1908.08785 [gr-qc].
- [41] D. H. Lyth, C. Ungarelli, and D. Wands, Phys. Rev. **D67**, 023503 (2003), arXiv:astro-ph/0208055 [astro-ph].
- [42] W. Hu, Phys. Rev. **D59**, 021301 (1999), arXiv:astro-ph/9809142 [astro-ph].